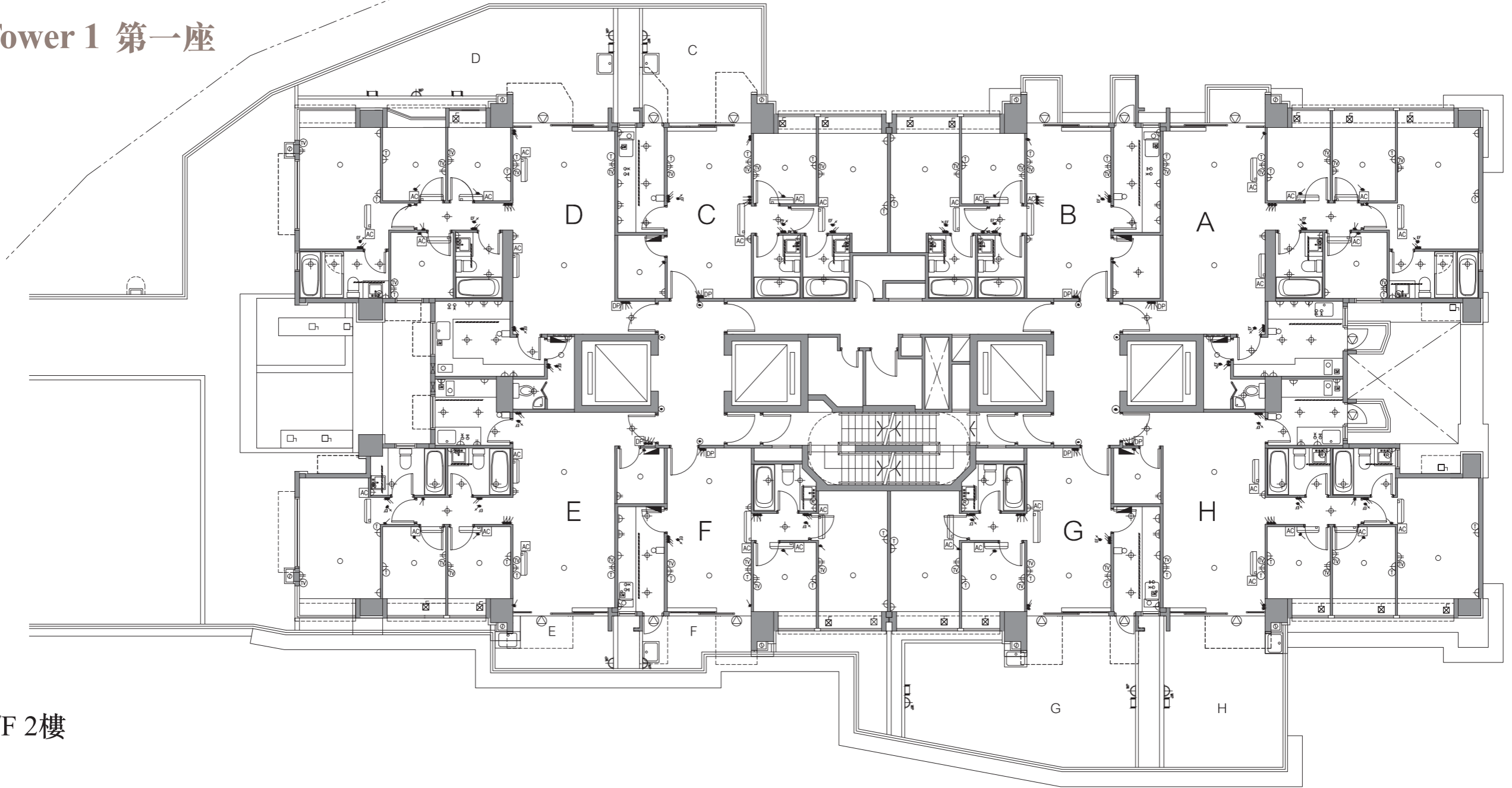


# Fittings, finishes and appliances 裝置、裝修物料及設備

## Mechanical & electrical provisions plan 機電裝置平面圖

### Tower 1 第一座



### 2/F 2樓

#### LEGEND 圖例

- 1-Way Lighting Switch  
燈掣
- ∨ 2-Way Lighting Switch  
二路燈掣
- ⊞ Switch for Exhaust Fan  
抽氣扇開關掣
- ⊞ Switch for Indoor Air-Conditioner  
室內空調機接線位
- ⊞ Isolator for Outdoor Air-Conditioner  
室外空調機開關掣

- ⊞ Isolator for Outdoor Air-Conditioner (Above Bay Window)  
室外空調機開關掣 (放置於窗台頂)
- ⊞ 13A Single Socket Outlet  
13A 單位電插座
- ⊞ 13A Twin Socket Outlet  
13A 雙位電插座
- ⊞ 13A Watertight Socket Outlet  
13A 單位防水電插座
- ⊞ Towngas Water Heater Remote Controller  
煤氣熱水爐溫度控制

- ⊞ Telephone Outlet  
電話插座
- ⊞ TV/FM Outlet  
電視及電台接收插座
- ⊞ Door Bell Push Button  
門鈴按鈕
- ⊞ Door Bell  
門鈴
- ⊞ Doorphone  
對講機

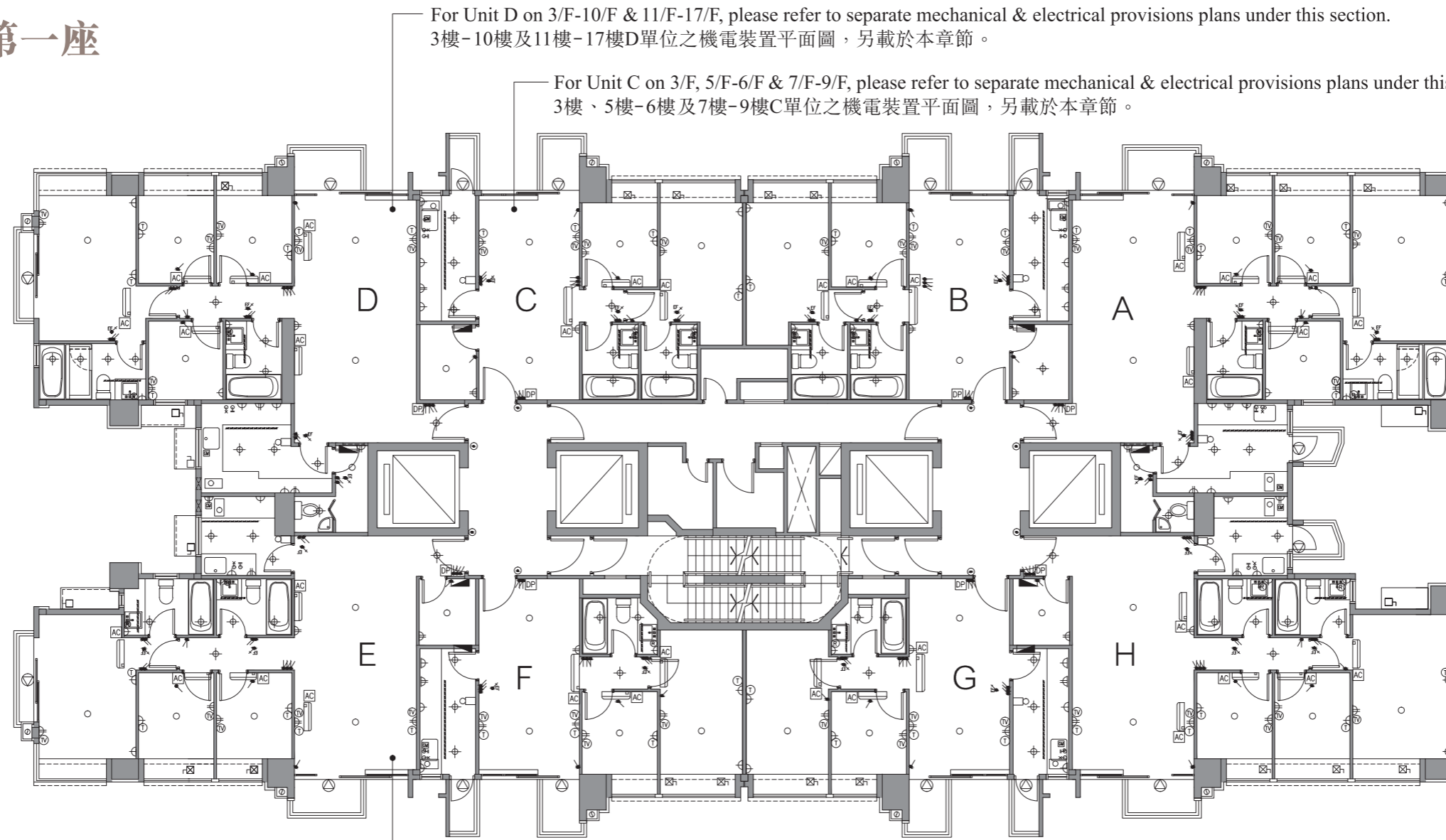
- ⊞ M.C.B. Board  
總電掣箱
- ⊞ Wall Light  
牆燈
- ⊞ Balcony/Utility Platform Light  
露台/工作平台燈
- ⊞ Downlight  
天花燈
- Lamp Holder  
燈位

- Ceiling Light Trough  
假天花燈槽
- Washing Machine Connection Point (Water Outlet)  
洗衣機接駁點 (去水位)
- Washing Machine Connection Point (Water Inlet)  
洗衣機接駁點 (來水位)
- ⊞ Indoor Air-Conditioner  
室內空調機
- ⊞ Towngas Water Heater  
煤氣熱水爐
- ⊞ Towngas Meter  
煤氣錶

# Fittings, finishes and appliances 裝置、裝修物料及設備

## Mechanical & electrical provisions plan 機電裝置平面圖

### Tower 1 第一座



For Unit D on 3/F-10/F & 11/F-17/F, please refer to separate mechanical & electrical provisions plans under this section.  
3樓-10樓及11樓-17樓D單位之機電裝置平面圖，另載於本章節。

For Unit C on 3/F, 5/F-6/F & 7/F-9/F, please refer to separate mechanical & electrical provisions plans under this section.  
3樓、5樓-6樓及7樓-9樓C單位之機電裝置平面圖，另載於本章節。

### 3/F-20/F 3樓-20樓

(4/F, 13/F & 14/F are omitted 不設4樓、13樓及14樓)

For Unit E on 20/F, please refer to separate mechanical & electrical provisions plan under this section.  
20樓E單位之機電裝置平面圖，另載於本章節。

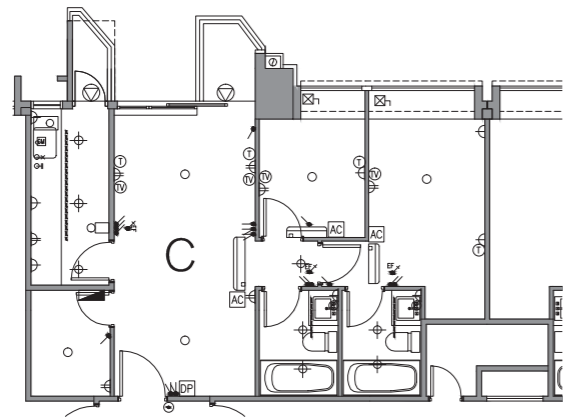
#### LEGEND 圖例

● 1-Way Lighting Switch 燈掣	⊠ Isolator for Outdoor Air-Conditioner (Above Bay Window) 室外空調機開關掣 (放置於窗台頂)	Ⓣ Telephone Outlet 電話插座	■ M.C.B. Board 總電掣箱	----- Ceiling Light Trough 假天花燈槽
⏚ 2-Way Lighting Switch 二路燈掣	Ⓜ 13A Single Socket Outlet 13A 單位電插座	Ⓜ TV/FM Outlet 電視及電台接收插座	□ Wall Light 牆燈	○ Washing Machine Connection Point (Water Outlet) 洗衣機接駁點 (去水位)
⏚ Switch for Exhaust Fan 抽氣扇開關掣	Ⓜ 13A Twin Socket Outlet 13A 雙位電插座	Ⓜ Door Bell Push Button 門鈴按鈕	⊙ Balcony/Utility Platform Light 露台/工作平台燈	○ Washing Machine Connection Point (Water Inlet) 洗衣機接駁點 (來水位)
Ⓜ Switch for Indoor Air-Conditioner 室內空調機接線位	Ⓜ 13A Watertight Socket Outlet 13A 單位防水電插座	Ⓜ Door Bell 門鈴	⊙ Downlight 天花燈	□ Indoor Air-Conditioner 室內空調機
⊠ Isolator for Outdoor Air-Conditioner 室外空調機開關掣	Ⓜ Towngas Water Heater Remote Controller 煤氣熱水爐溫度控制	Ⓜ Doorphone 對講機	○ Lamp Holder 燈位	Ⓜ Towngas Water Heater 煤氣熱水爐
				Ⓜ Towngas Meter 煤氣錶

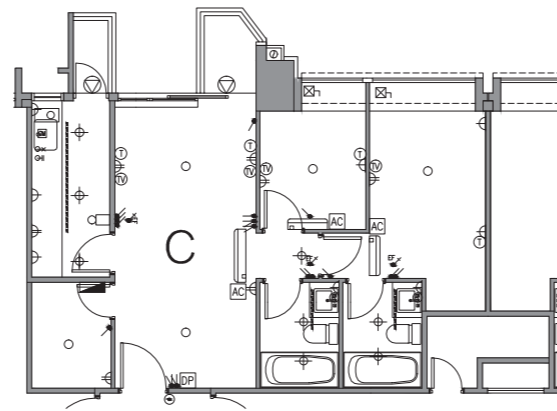
# Fittings, finishes and appliances 裝置、裝修物料及設備

## Tower 1 第一座

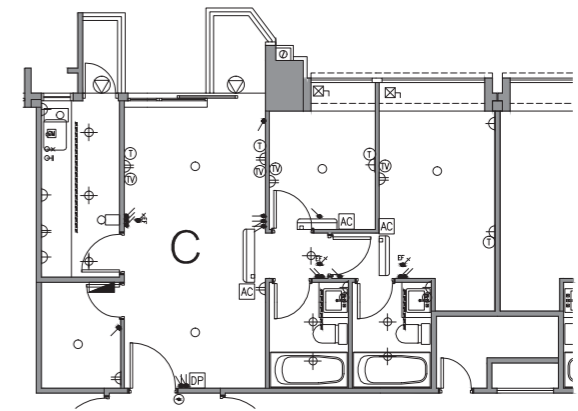
### Mechanical & electrical provisions plan 機電裝置平面圖



3/F Unit C Floor Plan  
3樓C單位平面圖



5/F-6/F Unit C Floor Plan  
5樓-6樓C單位平面圖



7/F-9/F Unit C Floor Plan  
7樓-9樓C單位平面圖

### LEGEND 圖例

- 1-Way Lighting Switch  
燈掣
- ∨ 2-Way Lighting Switch  
二路燈掣
- ⊗ Switch for Exhaust Fan  
抽氣扇開關掣
- ⊗ Switch for Indoor Air-Conditioner  
室內空調機接線位
- Isolator for Outdoor Air-Conditioner  
室外空調機開關掣

- ⊗ Isolator for Outdoor Air-Conditioner (Above Bay Window)  
室外空調機開關掣 (放置於窗台頂)
- ⊗ 13A Single Socket Outlet  
13A 單位電插座
- ⊗ 13A Twin Socket Outlet  
13A 雙位電插座
- ⊗ 13A Watertight Socket Outlet  
13A 單位防水電插座
- ⊗ Towngas Water Heater Remote Controller  
煤氣熱水爐溫度控制

- ⊗ Telephone Outlet  
電話插座
- ⊗ TV/FM Outlet  
電視及電台接收插座
- ⊗ Door Bell Push Button  
門鈴按鈕
- ⊗ Door Bell  
門鈴
- ⊗ Doorphone  
對講機

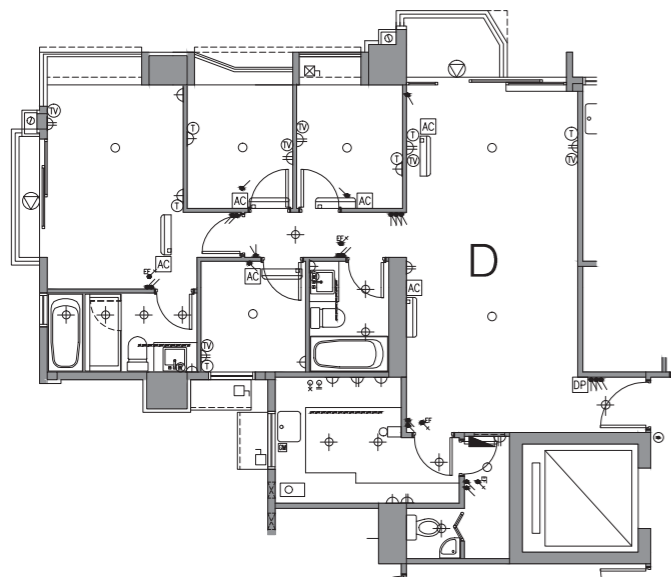
- M.C.B. Board  
總電掣箱
- Wall Light  
牆燈
- ⊗ Balcony/Utility Platform Light  
露台/工作平台燈
- ⊗ Downlight  
天花燈
- Lamp Holder  
燈位

- Ceiling Light Trough  
假天花燈槽
- ⊗ Washing Machine Connection Point (Water Outlet)  
洗衣機接駁點 (去水位)
- ⊗ Washing Machine Connection Point (Water Inlet)  
洗衣機接駁點 (來水位)
- ⊗ Indoor Air-Conditioner  
室內空調機
- ⊗ Towngas Water Heater  
煤氣熱水爐
- ⊗ Towngas Meter  
煤氣錶

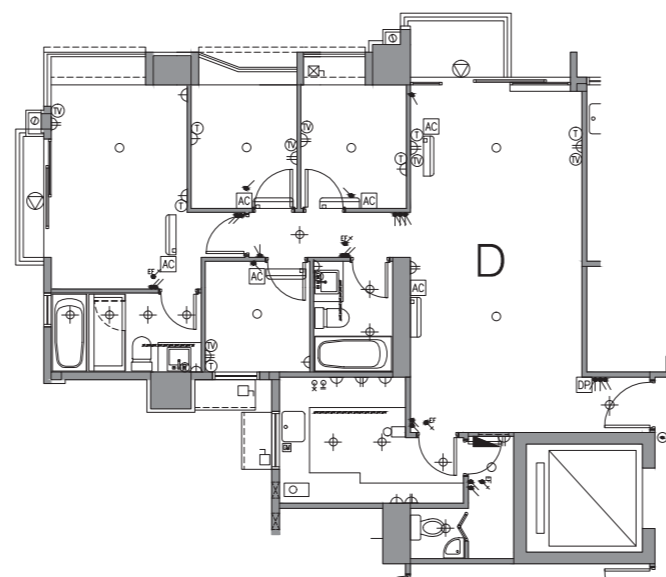
# Fittings, finishes and appliances 裝置、裝修物料及設備

## Tower 1 第一座

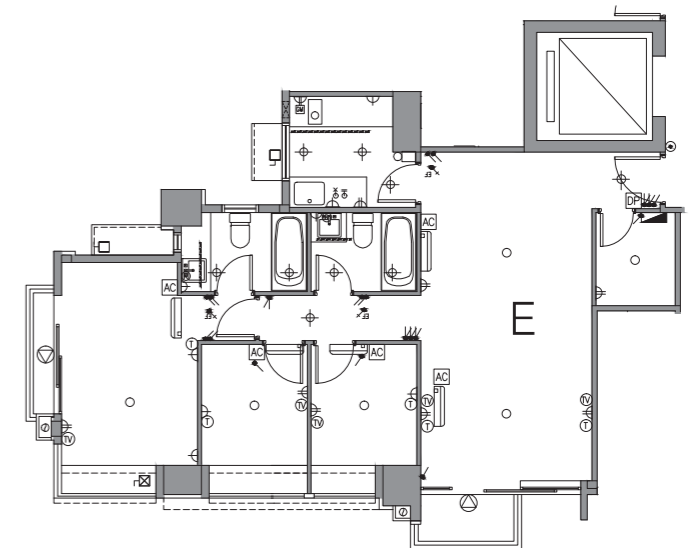
### Mechanical & electrical provisions plan 機電裝置平面圖



3/F-10/F Unit D Floor Plan (4/F is omitted)  
3樓-10樓D單位平面圖 (不設4樓)



11/F-17/F Unit D Floor Plan (13/F & 14/F are omitted)  
11樓-17樓D單位平面圖 (不設13樓及14樓)



20/F Unit E Floor Plan  
20樓E單位平面圖

### LEGEND 圖例

- |   |  |   |  |   |                               |   |  |       |   |
|---|--|---|--|---|-------------------------------|---|--|-------|---|
| ● | 1-Way Lighting Switch<br>燈掣                      | ⊠ | Isolator for Outdoor Air-Conditioner (Above Bay Window)<br>室外空調機開關掣 (放置於窗台頂) | Ⓣ | Telephone Outlet<br>電話插座      | ▬ | M.C.B. Board<br>總電掣箱                       | ----- | Ceiling Light Trough<br>假天花燈槽                                   |
| ⏏ | 2-Way Lighting Switch<br>二路燈掣                    | Ⓜ | 13A Single Socket Outlet<br>13A 單位電插座  | Ⓜ | TV/FM Outlet<br>電視及電台接收插座     | ◻ | Wall Light<br>牆燈                           | ○     | Washing Machine Connection Point (Water Outlet)<br>洗衣機接駁點 (去水位) |
| ⏏ | Switch for Exhaust Fan<br>抽氣扇開關掣                 | Ⓜ | 13A Twin Socket Outlet<br>13A 雙位電插座  | Ⓜ | Door Bell Push Button<br>門鈴按鈕 | ⊙ | Balcony/Utility Platform Light<br>露台/工作平台燈 | ⊗     | Washing Machine Connection Point (Water Inlet)<br>洗衣機接駁點 (來水位)  |
| Ⓜ | Switch for Indoor Air-Conditioner<br>室內空調機接線位    | Ⓜ | 13A Watertight Socket Outlet<br>13A 單位防水電插座                                  | Ⓜ | Door Bell<br>門鈴               | ⊕ | Downlight<br>天花燈                           | ◻     | Indoor Air-Conditioner<br>室內空調機                                 |
| ⊠ | Isolator for Outdoor Air-Conditioner<br>室外空調機開關掣 | Ⓜ | Towngas Water Heater Remote Controller<br>煤氣熱水爐溫度控制                          | Ⓜ | Doorphone<br>對講機              | ○ | Lamp Holder<br>燈位                          | ◻     | Towngas Water Heater<br>煤氣熱水爐                                   |
|   |  |   |  |   |                               |   |  | GM    | Towngas Meter<br>煤氣錶  |

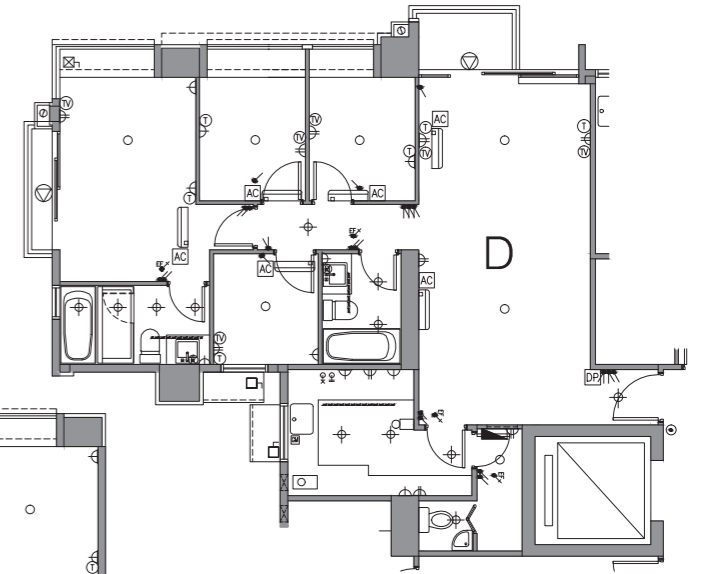
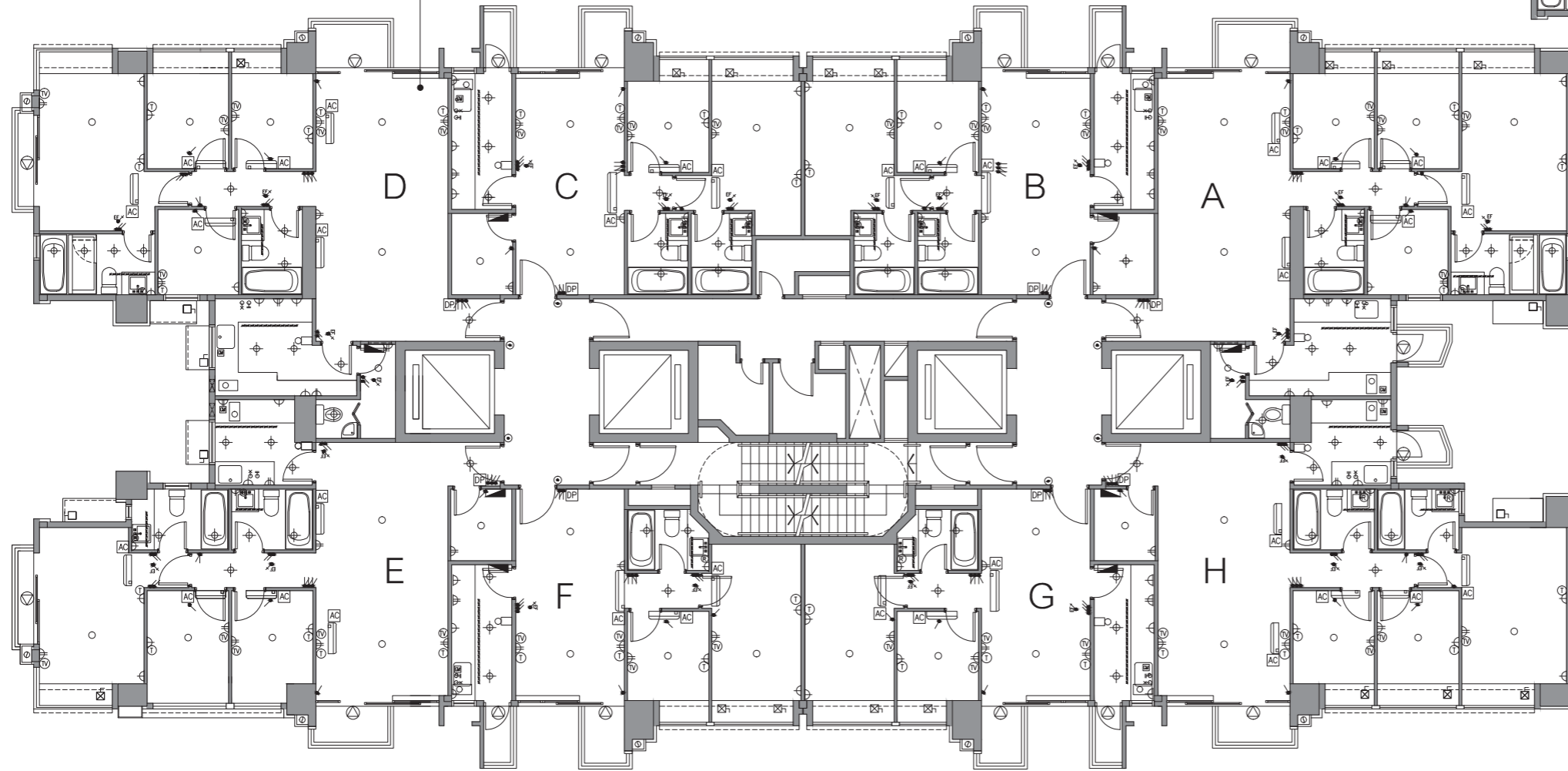


# Fittings, finishes and appliances 裝置、裝修物料及設備

## Mechanical & electrical provisions plan 機電裝置平面圖

### Tower 1 第一座

For Unit D on 22/F, please refer to separate mechanical & electrical provisions plan on this page.  
22樓D單位之機電裝置平面圖，另載於本頁。



22/F Unit D Floor Plan  
22樓D單位平面圖

### 21/F-22/F 21樓-22樓

#### LEGEND 圖例

- 1-Way Lighting Switch  
燈掣
- ∨ 2-Way Lighting Switch  
二路燈掣
- ⊗ Switch for Exhaust Fan  
抽氣扇開關掣
- ⊞ Switch for Indoor Air-Conditioner  
室內空調機接線位
- ⊞ Isolator for Outdoor Air-Conditioner  
室外空調機開關掣

- ⊞ Isolator for Outdoor Air-Conditioner (Above Bay Window)  
室外空調機開關掣 (放置於窗台頂)
- ⊞ 13A Single Socket Outlet  
13A 單位電插座
- ⊞ 13A Twin Socket Outlet  
13A 雙位電插座
- ⊞ 13A Watertight Socket Outlet  
13A 單位防水電插座
- ⊞ Towngas Water Heater Remote Controller  
煤氣熱水爐溫度控制

- ⊞ Telephone Outlet  
電話插座
- ⊞ TV/FM Outlet  
電視及電台接收插座
- ⊞ Door Bell Push Button  
門鈴按鈕
- ⊞ Door Bell  
門鈴
- ⊞ Doorphone  
對講機

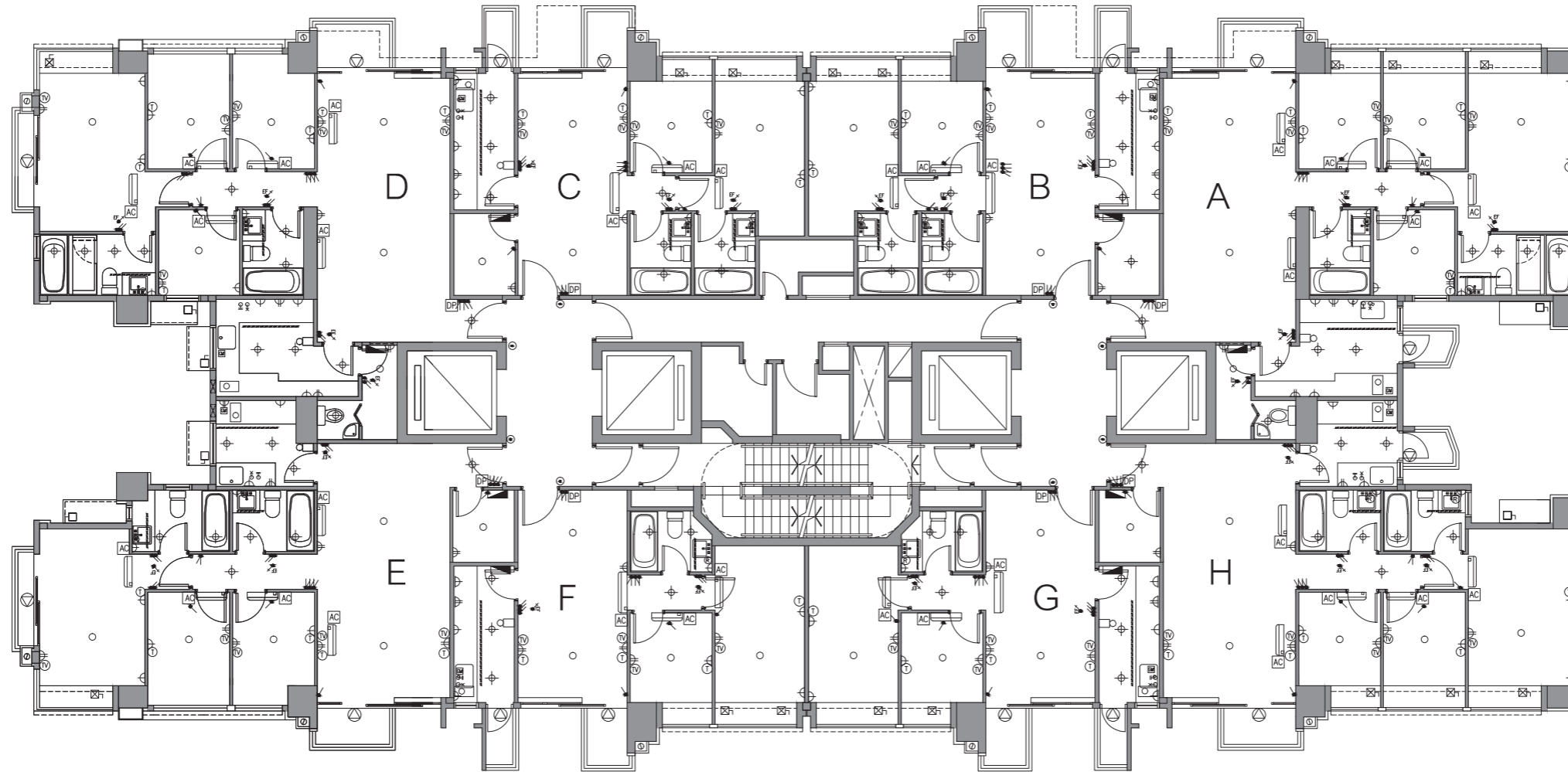
- ⊞ M.C.B. Board  
總電掣箱
- ⊞ Wall Light  
牆燈
- ⊞ Balcony/Utility Platform Light  
露台/工作平台燈
- ⊞ Downlight  
天花燈
- ⊞ Lamp Holder  
燈位

- Ceiling Light Trough  
假天花燈槽
- ⊞ Washing Machine Connection Point (Water Outlet)  
洗衣機接駁點 (去水位)
- ⊞ Washing Machine Connection Point (Water Inlet)  
洗衣機接駁點 (來水位)
- ⊞ Indoor Air-Conditioner  
室內空調機
- ⊞ Towngas Water Heater  
煤氣熱水爐
- ⊞ Towngas Meter  
煤氣錶

# Fittings, finishes and appliances 裝置、裝修物料及設備

## Tower 1 第一座

### Mechanical & electrical provisions plan 機電裝置平面圖



23/F-26/F 23樓-26樓  
(24/F is omitted 不設24樓)

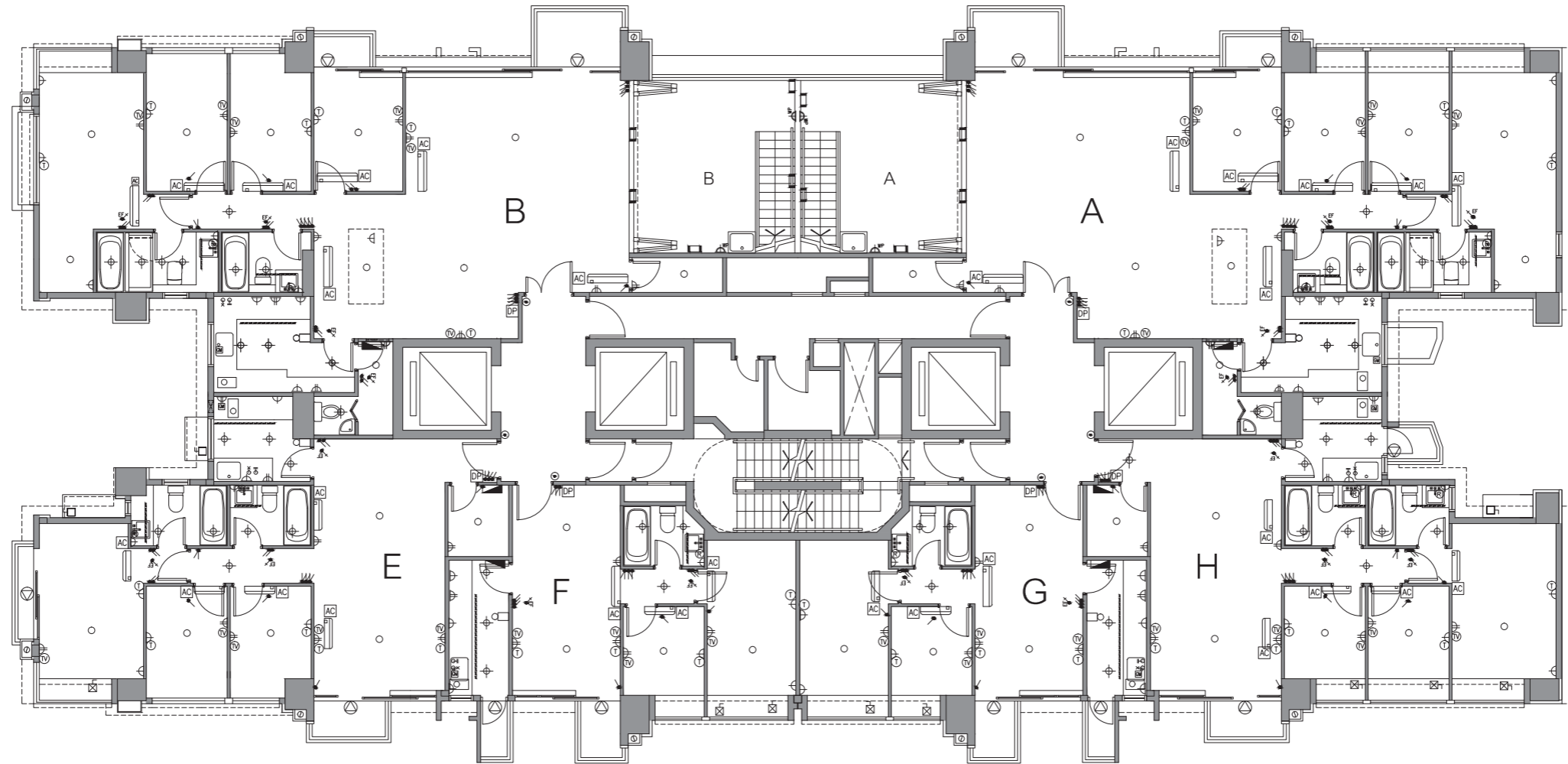
#### LEGEND 圖例

- |  |  |                                 |  |   |
|--|--|---------------------------------|--|---|
| ● 1-Way Lighting Switch<br>燈掣                      | ⊠ Isolator for Outdoor Air-Conditioner (Above Bay Window)<br>室外空調機開關掣 (放置於窗台頂) | Ⓣ Telephone Outlet<br>電話插座      | ■ M.C.B. Board<br>總電掣箱                       | ----- Ceiling Light Trough<br>假天花燈槽                               |
| ⚡ 2-Way Lighting Switch<br>二路燈掣                    | Ⓜ 13A Single Socket Outlet<br>13A 單位電插座  | Ⓜ TV/FM Outlet<br>電視及電台接收插座     | □ Wall Light<br>牆燈                           | ○ Washing Machine Connection Point (Water Outlet)<br>洗衣機接駁點 (去水位) |
| Ⓜ Switch for Exhaust Fan<br>抽氣扇開關掣                 | Ⓜ 13A Twin Socket Outlet<br>13A 雙位電插座  | Ⓜ Door Bell Push Button<br>門鈴按鈕 | ⊙ Balcony/Utility Platform Light<br>露台/工作平台燈 | ⊙ Washing Machine Connection Point (Water Inlet)<br>洗衣機接駁點 (來水位)  |
| Ⓜ Switch for Indoor Air-Conditioner<br>室內空調機接線位    | Ⓜ 13A Watertight Socket Outlet<br>13A 單位防水電插座                                  | Ⓜ Door Bell<br>門鈴               | ⊙ Downlight<br>天花燈                           | □ Indoor Air-Conditioner<br>室內空調機                                 |
| ⊠ Isolator for Outdoor Air-Conditioner<br>室外空調機開關掣 | Ⓜ Towngas Water Heater Remote Controller<br>煤氣熱水爐溫度控制                          | Ⓜ Doorphone<br>對講機              | ○ Lamp Holder<br>燈位                          | Ⓜ Towngas Water Heater<br>煤氣熱水爐                                   |
|  |  |                                 |  | Ⓜ Towngas Meter<br>煤氣錶  |

# Fittings, finishes and appliances 裝置、裝修物料及設備

## Tower 1 第一座

### Mechanical & electrical provisions plan 機電裝置平面圖



## 27/F 27樓

### LEGEND 圖例

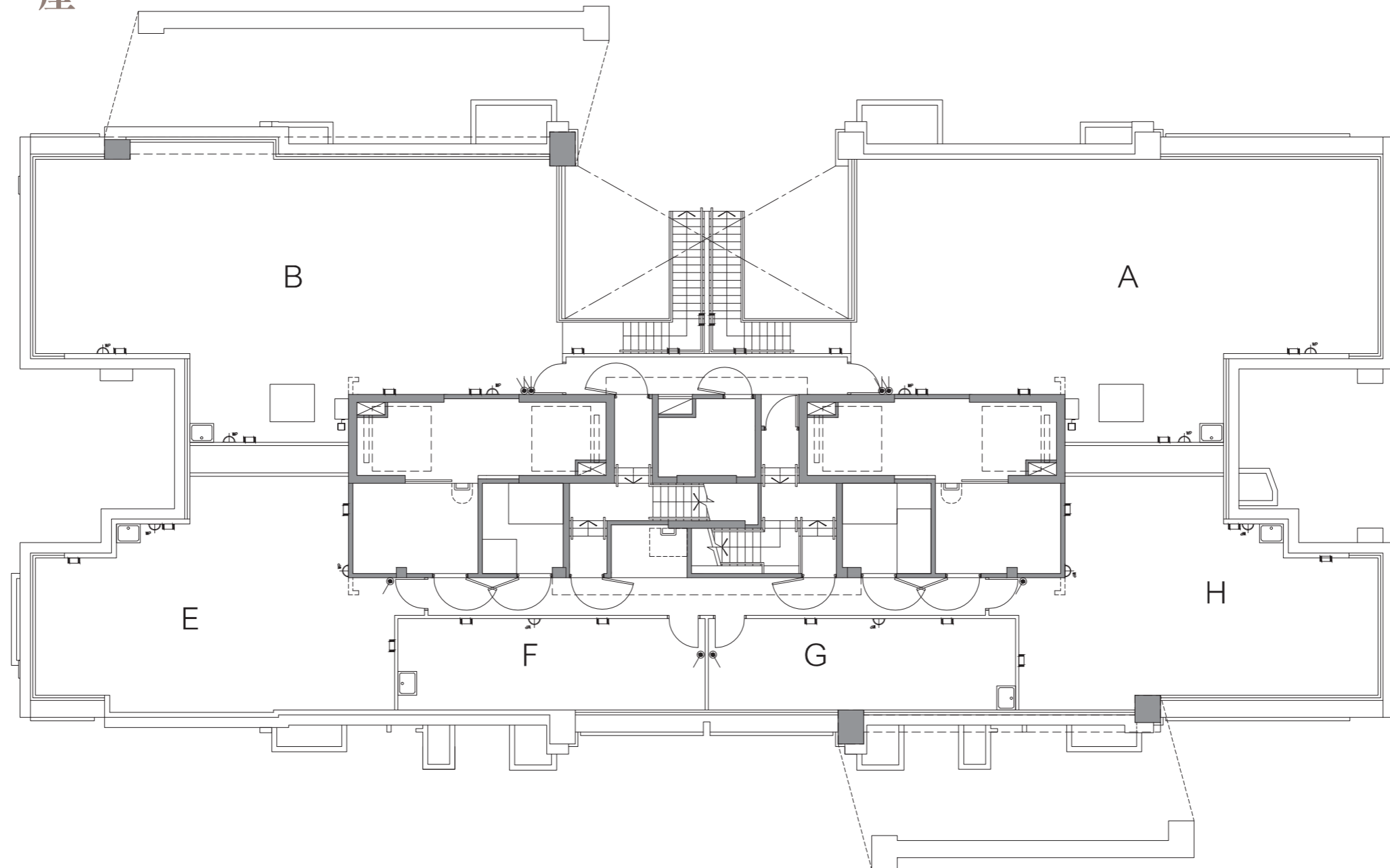
- |   |  |   |  |   |                               |   |  |     |   |
|---|--|---|--|---|-------------------------------|---|--|-----|---|
| ● | 1-Way Lighting Switch<br>燈掣                      | ⊠ | Isolator for Outdoor Air-Conditioner (Above Bay Window)<br>室外空調機開關掣 (放置於窗台頂) | Ⓣ | Telephone Outlet<br>電話插座      | ▬ | M.C.B. Board<br>總電掣箱                       | --- | Ceiling Light Trough<br>假天花燈槽                                   |
| ⏚ | 2-Way Lighting Switch<br>二路燈掣                    | Ⓜ | 13A Single Socket Outlet<br>13A 單位電插座  | Ⓜ | TV/FM Outlet<br>電視及電台接收插座     | ▭ | Wall Light<br>牆燈                           | ⊖   | Washing Machine Connection Point (Water Outlet)<br>洗衣機接駁點 (去水位) |
| Ⓜ | Switch for Exhaust Fan<br>抽氣扇開關掣                 | Ⓜ | 13A Twin Socket Outlet<br>13A 雙位電插座  | Ⓜ | Door Bell Push Button<br>門鈴按鈕 | ⊙ | Balcony/Utility Platform Light<br>露台/工作平台燈 | ⊕   | Washing Machine Connection Point (Water Inlet)<br>洗衣機接駁點 (來水位)  |
| Ⓜ | Switch for Indoor Air-Conditioner<br>室內空調機接線位    | Ⓜ | 13A Watertight Socket Outlet<br>13A 單位防水電插座                                  | Ⓜ | Door Bell<br>門鈴               | ⊕ | Downlight<br>天花燈                           | ▭   | Indoor Air-Conditioner<br>室內空調機                                 |
| ⊠ | Isolator for Outdoor Air-Conditioner<br>室外空調機開關掣 | Ⓜ | Towngas Water Heater Remote Controller<br>煤氣熱水爐溫度控制                          | Ⓜ | Doorphone<br>對講機              | ○ | Lamp Holder<br>燈位                          | Ⓜ   | Towngas Water Heater<br>煤氣熱水爐                                   |
|   |  |   |  |   |                               |   |  | Ⓜ   | Towngas Meter<br>煤氣錶  |

# Fittings, finishes and appliances

## 裝置、裝修物料及設備

### Tower 1 第一座

Mechanical & electrical provisions plan  
機電裝置平面圖



### Roof 天台

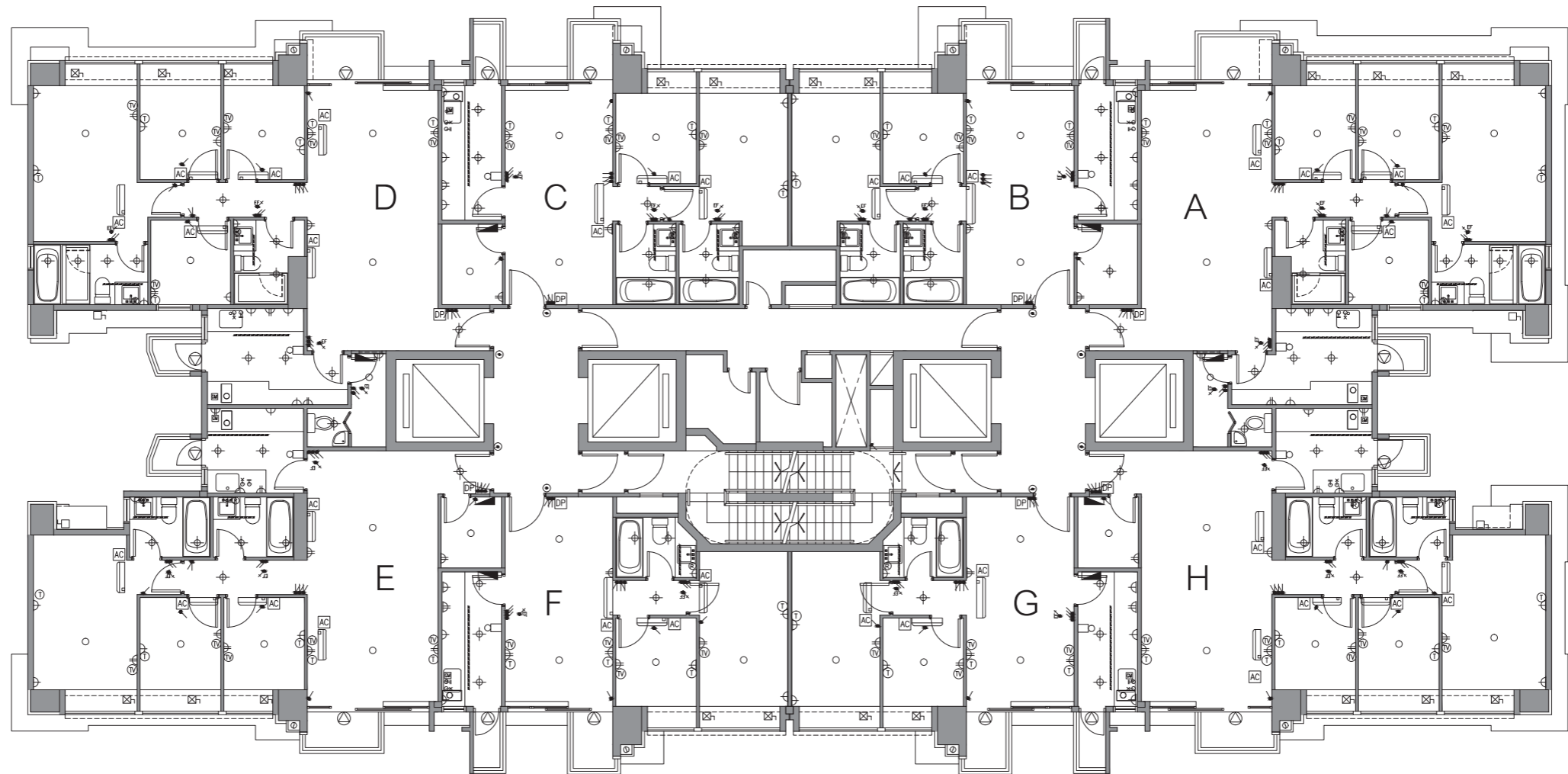
#### LEGEND 圖例

- |   |  |   |   |   |                               |   |  |       |   |
|---|--|---|---|---|-------------------------------|---|--|-------|---|
| ● | 1-Way Lighting Switch<br>燈掣  | ⊙ | 13A Single Socket Outlet<br>13A 單位電插座               | ⊙ | Door Bell Push Button<br>門鈴按鈕 | ⊙ | Balcony/Utility Platform Light<br>露台/工作平台燈 | ----- | Ceiling Light Trough<br>假天花燈槽                                   |
| ⌵ | 2-Way Lighting Switch<br>二路燈掣  | ⊙ | 13A Twin Socket Outlet<br>13A 雙位電插座                 | ⊙ | Door Bell<br>門鈴               | ⊙ | Downlight<br>天花燈                           | ⊙     | Washing Machine Connection Point (Water Outlet)<br>洗衣機接駁點 (去水位) |
| ⊙ | Switch for Exhaust Fan<br>抽氣扇開關掣   | ⊙ | 13A Watertight Socket Outlet<br>13A 單位防水電插座         | ⊙ | Doorphone<br>對講機              | ⊙ | Lamp Holder<br>燈位                          | ⊙     | Washing Machine Connection Point (Water Inlet)<br>洗衣機接駁點 (來水位)  |
| ⊙ | Switch for Indoor Air-Conditioner<br>室內空調機接線位                                | ⊙ | Towngas Water Heater Remote Controller<br>煤氣熱水爐溫度控制 | ⊙ | M.C.B. Board<br>總電掣箱          | ⊙ | 1-Way Watertight Lighting Switch<br>防水燈掣   | ⊙     | Indoor Air-Conditioner<br>室內空調機                                 |
| ⊙ | Isolator for Outdoor Air-Conditioner<br>室外空調機開關掣                             | ⊙ | Telephone Outlet<br>電話插座                            | ⊙ | Wall Light<br>牆燈              | ⊙ | 2-Way Watertight Lighting Switch<br>二路防水燈掣 | ⊙     | Towngas Water Heater<br>煤氣熱水爐                                   |
| ⊙ | Isolator for Outdoor Air-Conditioner (Above Bay Window)<br>室外空調機開關掣 (放置於窗台頂) | ⊙ | TV/FM Outlet<br>電視及電台接收插座                           |   |                               |   |  |       |   |

# Fittings, finishes and appliances 裝置、裝修物料及設備

## Tower 2 第二座

### Mechanical & electrical provisions plan 機電裝置平面圖



2/F 2樓

#### LEGEND 圖例

- |  |   |  |  |  |
|--|---|--|--|--|
| <ul style="list-style-type: none"> <li>● 1-Way Lighting Switch<br/>燈掣</li> <li>∨ 2-Way Lighting Switch<br/>二路燈掣</li> <li>⊞ Switch for Exhaust Fan<br/>抽氣扇開關掣</li> <li>⊞ Switch for Indoor Air-Conditioner<br/>室內空調機接線位</li> <li>⊞ Isolator for Outdoor Air-Conditioner<br/>室外空調機開關掣</li> </ul> | <ul style="list-style-type: none"> <li>⊞ Isolator for Outdoor Air-Conditioner (Above Bay Window)<br/>室外空調機開關掣 (放置於窗台頂)</li> <li>⊞ 13A Single Socket Outlet<br/>13A 單位電插座</li> <li>⊞ 13A Twin Socket Outlet<br/>13A 雙位電插座</li> <li>⊞ 13A Watertight Socket Outlet<br/>13A 單位防水電插座</li> <li>⊞ Towngas Water Heater Remote Controller<br/>煤氣熱水爐溫度控制</li> </ul> | <ul style="list-style-type: none"> <li>⊞ Telephone Outlet<br/>電話插座</li> <li>⊞ TV/FM Outlet<br/>電視及電台接收插座</li> <li>⊞ Door Bell Push Button<br/>門鈴按鈕</li> <li>⊞ Door Bell<br/>門鈴</li> <li>⊞ Doorphone<br/>對講機</li> </ul> | <ul style="list-style-type: none"> <li>⊞ M.C.B. Board<br/>總電掣箱</li> <li>⊞ Wall Light<br/>牆燈</li> <li>⊞ Balcony/Utility Platform Light<br/>露台/工作平台燈</li> <li>⊞ Downlight<br/>天花燈</li> <li>○ Lamp Holder<br/>燈位</li> </ul> | <ul style="list-style-type: none"> <li>----- Ceiling Light Trough<br/>假天花燈槽</li> <li>○ Washing Machine Connection Point (Water Outlet)<br/>洗衣機接駁點 (去水位)</li> <li>⊞ Washing Machine Connection Point (Water Inlet)<br/>洗衣機接駁點 (來水位)</li> <li>⊞ Indoor Air-Conditioner<br/>室內空調機</li> <li>⊞ Towngas Water Heater<br/>煤氣熱水爐</li> <li>⊞ Towngas Meter<br/>煤氣錶</li> </ul> |
|--|---|--|--|--|

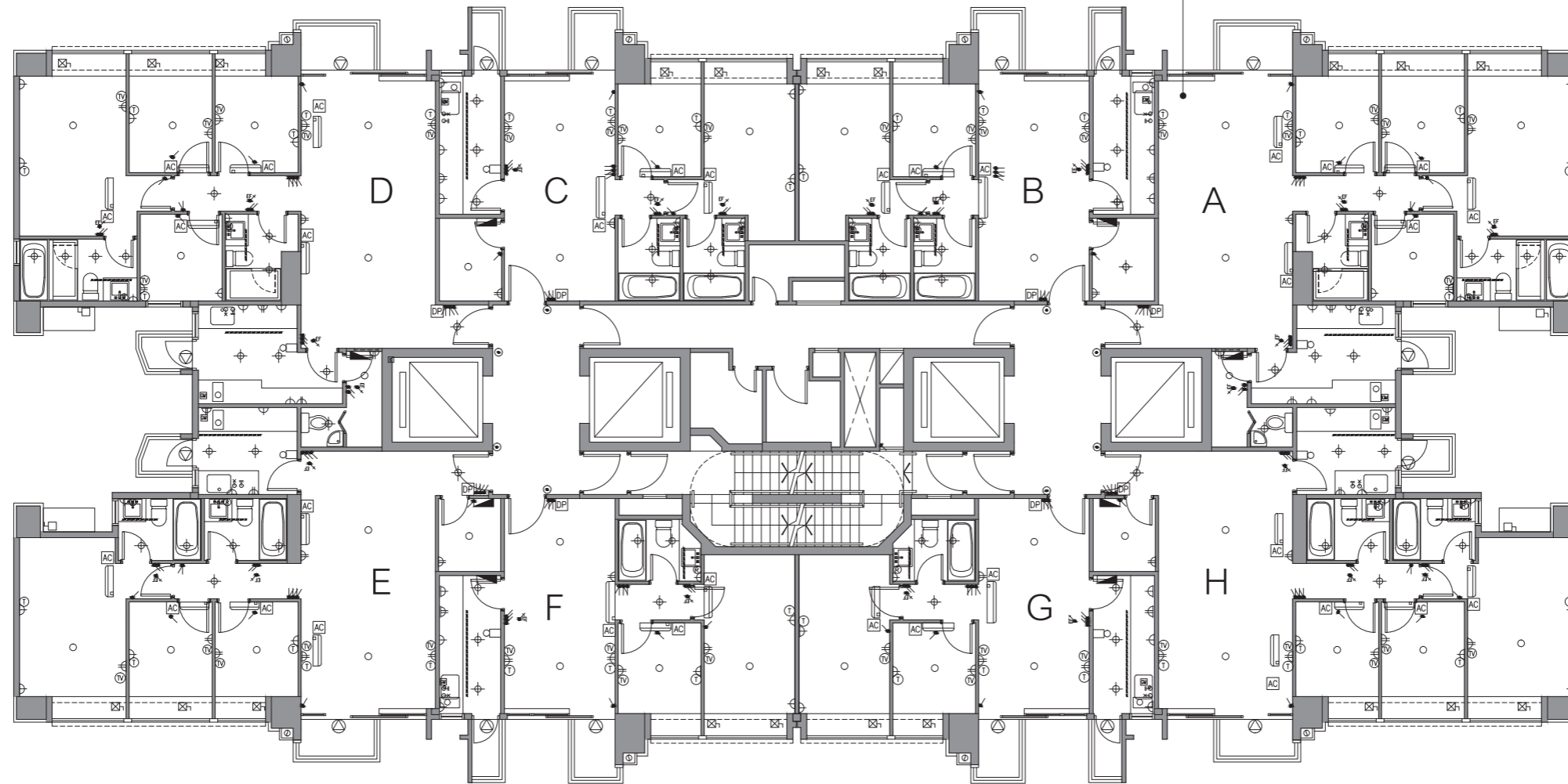


# Fittings, finishes and appliances 裝置、裝修物料及設備

## Tower 2 第二座

### Mechanical & electrical provisions plan 機電裝置平面圖

For Unit A on 19/F & 20/F, please refer to separate mechanical & electrical provisions plans under this section.  
19樓及20樓A單位之機電裝置平面圖，另載於本章節。



## 3/F-20/F 3樓-20樓

(4/F, 13/F & 14/F are omitted 不設4樓、13樓及14樓)

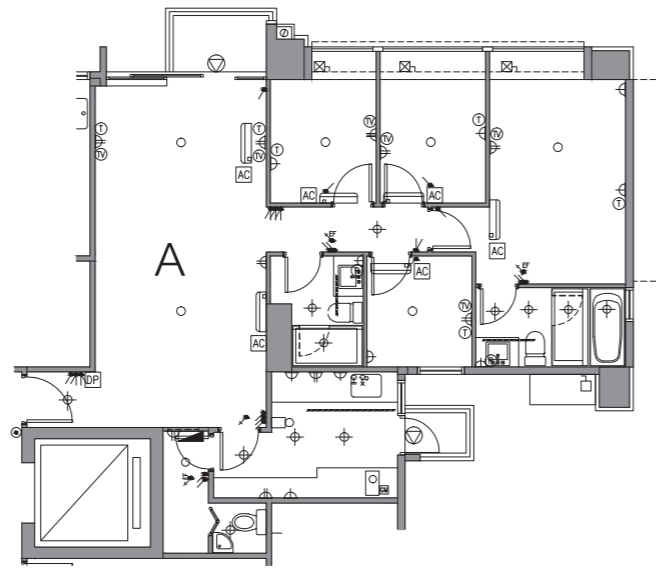
### LEGEND 圖例

●	1-Way Lighting Switch 燈掣	⊠	Isolator for Outdoor Air-Conditioner (Above Bay Window) 室外空調機開關掣 (放置於窗台頂)	Ⓣ	Telephone Outlet 電話插座	▬	M.C.B. Board 總電掣箱	-----	Ceiling Light Trough 假天花燈槽
⚡	2-Way Lighting Switch 二路燈掣	Ⓜ	13A Single Socket Outlet 13A 單位電插座	Ⓜ	TV/FM Outlet 電視及電台接收插座	◻	Wall Light 牆燈	○	Washing Machine Connection Point (Water Outlet) 洗衣機接駁點 (去水位)
⚙	Switch for Exhaust Fan 抽氣扇開關掣	Ⓜ	13A Twin Socket Outlet 13A 雙位電插座	Ⓜ	Door Bell Push Button 門鈴按鈕	⊙	Balcony/Utility Platform Light 露台/工作平台燈	⊗	Washing Machine Connection Point (Water Inlet) 洗衣機接駁點 (來水位)
Ⓜ	Switch for Indoor Air-Conditioner 室內空調機接線位	Ⓜ	13A Watertight Socket Outlet 13A 單位防水電插座	Ⓜ	Door Bell 門鈴	⊕	Downlight 天花燈	◻	Indoor Air-Conditioner 室內空調機
⊠	Isolator for Outdoor Air-Conditioner 室外空調機開關掣	Ⓜ	Towngas Water Heater Remote Controller 煤氣熱水爐溫度控制	Ⓜ	Doorphone 對講機	○	Lamp Holder 燈位	◻	Towngas Water Heater 煤氣熱水爐
								GM	Towngas Meter 煤氣錶

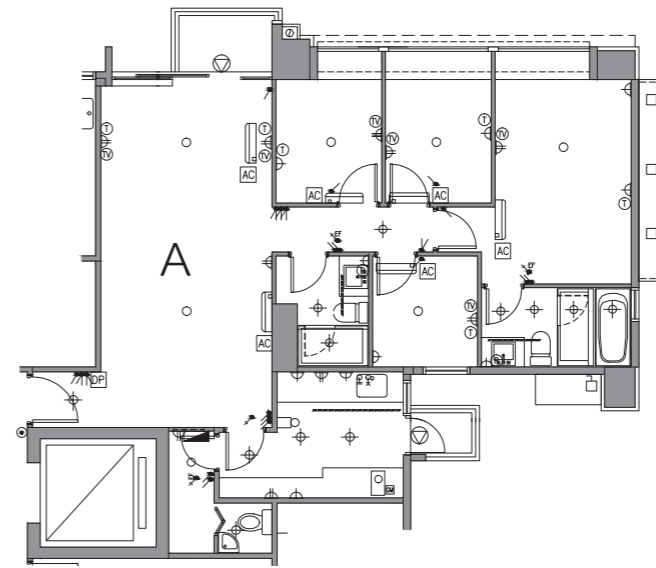
# Fittings, finishes and appliances 裝置、裝修物料及設備

## Tower 2 第二座

### Mechanical & electrical provisions plan 機電裝置平面圖



19/F Unit A Floor Plan  
19樓A單位平面圖



20/F Unit A Floor Plan  
20樓A單位平面圖

#### LEGEND 圖例

- 1-Way Lighting Switch  
燈掣
- ∨ 2-Way Lighting Switch  
二路燈掣
- ⊞ Switch for Exhaust Fan  
抽氣扇開關掣
- ⊞ Switch for Indoor Air-Conditioner  
室內空調機接線位
- ⊞ Isolator for Outdoor Air-Conditioner  
室外空調機開關掣

- ⊞ Isolator for Outdoor Air-Conditioner (Above Bay Window)  
室外空調機開關掣 (放置於窗台頂)
- ⊞ 13A Single Socket Outlet  
13A 單位電插座
- ⊞ 13A Twin Socket Outlet  
13A 雙位電插座
- ⊞ 13A Watertight Socket Outlet  
13A 單位防水電插座
- ⊞ Towngas Water Heater Remote Controller  
煤氣熱水爐溫度控制

- ⊞ Telephone Outlet  
電話插座
- ⊞ TV/FM Outlet  
電視及電台接收插座
- ⊞ Door Bell Push Button  
門鈴按鈕
- ⊞ Door Bell  
門鈴
- ⊞ Doorphone  
對講機

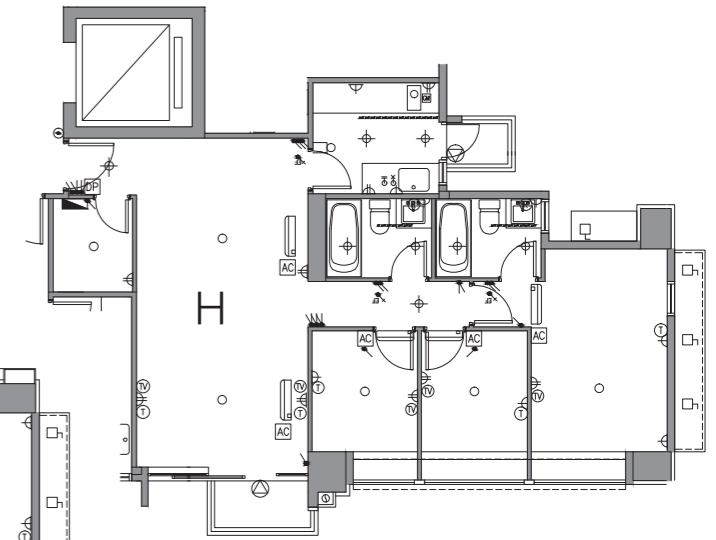
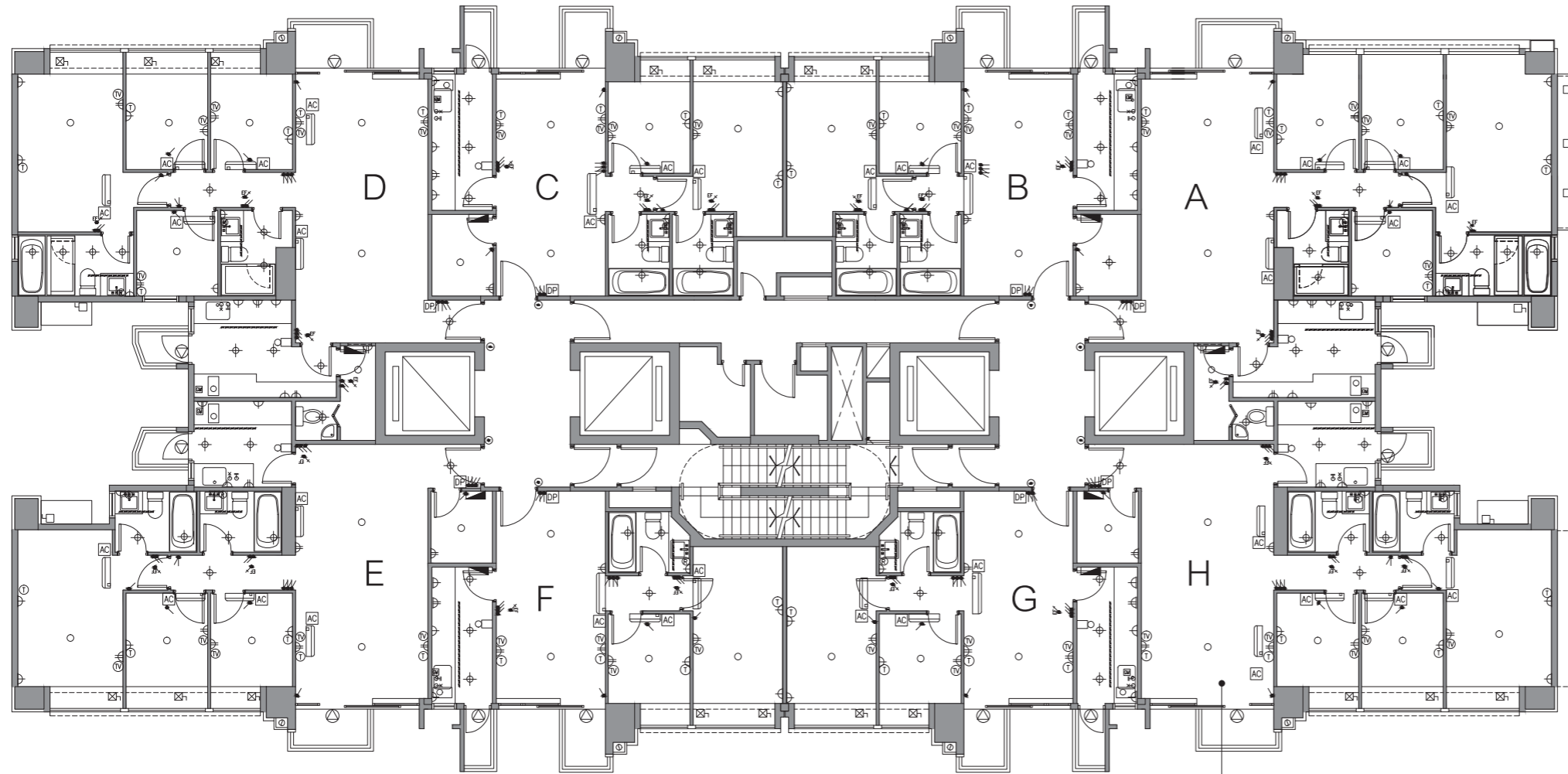
- ▬ M.C.B. Board  
總電掣箱
- ▬ Wall Light  
牆燈
- ⊞ Balcony/Utility Platform Light  
露台/工作平台燈
- ⊞ Downlight  
天花燈
- Lamp Holder  
燈位

- Ceiling Light Trough  
假天花燈槽
- Washing Machine Connection Point (Water Outlet)  
洗衣機接駁點 (去水位)
- ⊞ Washing Machine Connection Point (Water Inlet)  
洗衣機接駁點 (來水位)
- ▬ Indoor Air-Conditioner  
室內空調機
- ⊞ Towngas Water Heater  
煤氣熱水爐
- ⊞ Towngas Meter  
煤氣錶

# Fittings, finishes and appliances 裝置、裝修物料及設備

## Tower 2 第二座

### Mechanical & electrical provisions plan 機電裝置平面圖



22/F Unit H Floor Plan  
22樓H單位平面圖

## 21/F-22/F 21樓-22樓

For Unit H on 22/F, please refer to separate mechanical & electrical provisions plan on this page.  
22樓H單位之機電裝置平面圖，另載於本頁。

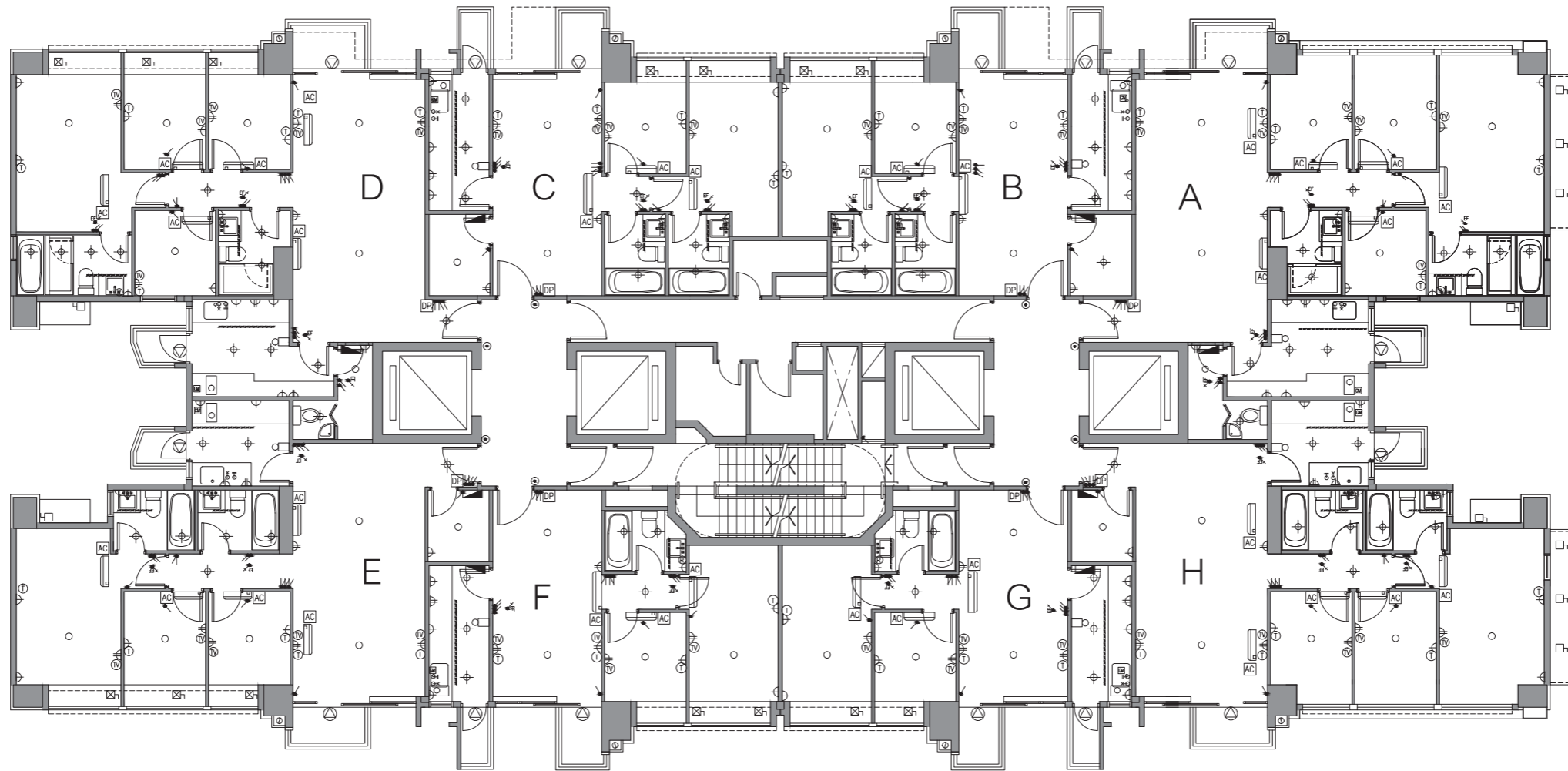
### LEGEND 圖例

- |  |   |  |  |  |
|--|---|--|--|--|
| <ul style="list-style-type: none"> <li>● 1-Way Lighting Switch<br/>燈掣</li> <li>⚡ 2-Way Lighting Switch<br/>二路燈掣</li> <li>⚡ Switch for Exhaust Fan<br/>抽氣扇開關掣</li> <li>Ⓜ Switch for Indoor Air-Conditioner<br/>室內空調機接線位</li> <li>Ⓜ Isolator for Outdoor Air-Conditioner<br/>室外空調機開關掣</li> </ul> | <ul style="list-style-type: none"> <li>Ⓜ Isolator for Outdoor Air-Conditioner (Above Bay Window)<br/>室外空調機開關掣 (放置於窗台頂)</li> <li>Ⓜ 13A Single Socket Outlet<br/>13A 單位電插座</li> <li>Ⓜ 13A Twin Socket Outlet<br/>13A 雙位電插座</li> <li>Ⓜ 13A Watertight Socket Outlet<br/>13A 單位防水電插座</li> <li>Ⓜ Towngas Water Heater Remote Controller<br/>煤氣熱水爐溫度控制</li> </ul> | <ul style="list-style-type: none"> <li>☎ Telephone Outlet<br/>電話插座</li> <li>📺 TV/FM Outlet<br/>電視及電台接收插座</li> <li>🔔 Door Bell Push Button<br/>門鈴按鈕</li> <li>🔔 Door Bell<br/>門鈴</li> <li>☎ Doorphone<br/>對講機</li> </ul> | <ul style="list-style-type: none"> <li>Ⓜ M.C.B. Board<br/>總電掣箱</li> <li>☐ Wall Light<br/>牆燈</li> <li>☉ Balcony/Utility Platform Light<br/>露台/工作平台燈</li> <li>⊕ Downlight<br/>天花燈</li> <li>○ Lamp Holder<br/>燈位</li> </ul> | <ul style="list-style-type: none"> <li>--- Ceiling Light Trough<br/>假天花燈槽</li> <li>Ⓜ Washing Machine Connection Point (Water Outlet)<br/>洗衣機接駁點 (去水位)</li> <li>Ⓜ Washing Machine Connection Point (Water Inlet)<br/>洗衣機接駁點 (來水位)</li> <li>☐ Indoor Air-Conditioner<br/>室內空調機</li> <li>☐ Towngas Water Heater<br/>煤氣熱水爐</li> <li>Ⓜ Towngas Meter<br/>煤氣錶</li> </ul> |
|--|---|--|--|--|

# Fittings, finishes and appliances 裝置、裝修物料及設備

## Tower 2 第二座

### Mechanical & electrical provisions plan 機電裝置平面圖



23/F-26/F 23樓-26樓  
(24/F is omitted 不設24樓)

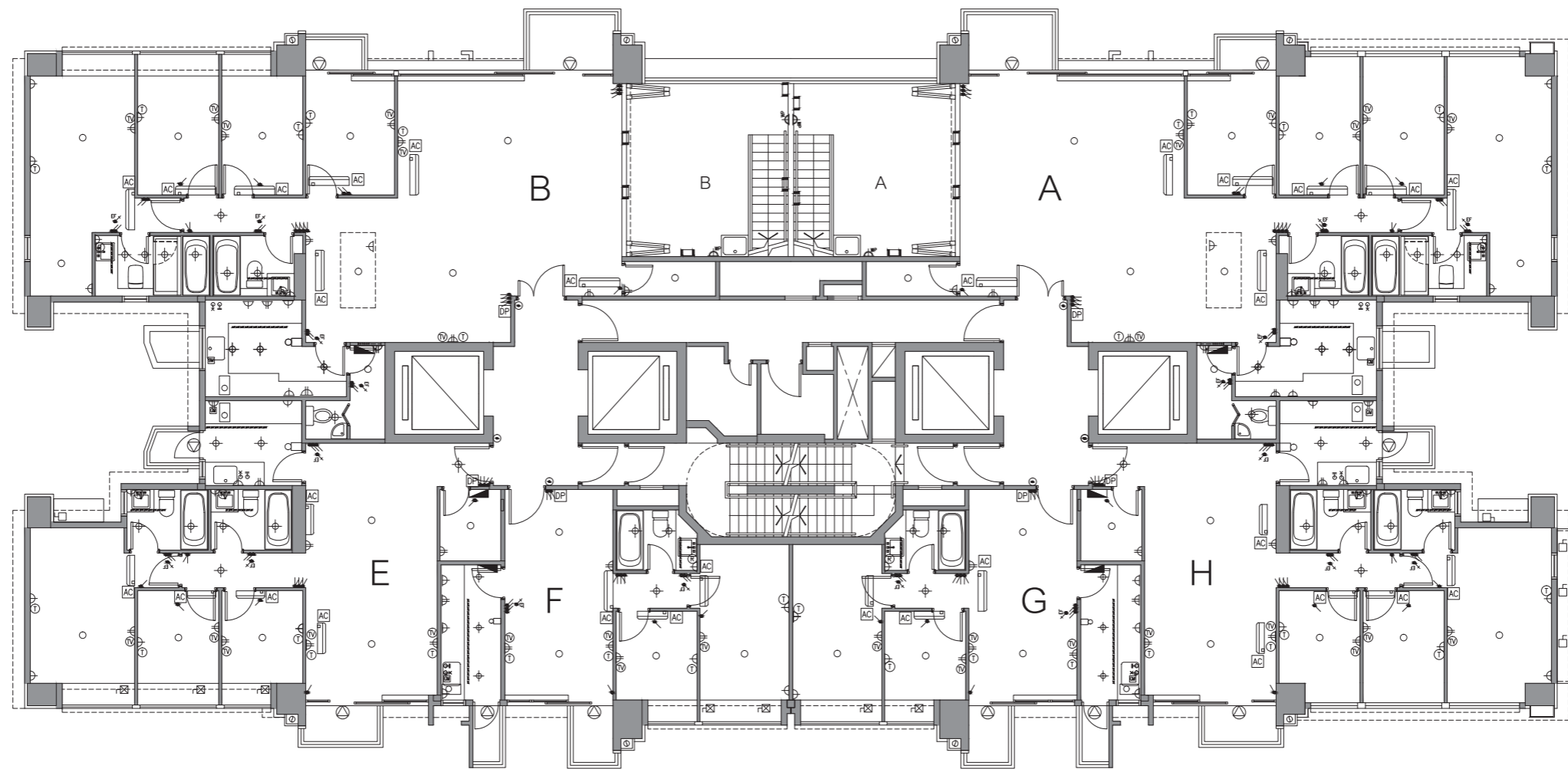
#### LEGEND 圖例

- |  |  |                                 |  |   |
|--|--|---------------------------------|--|---|
| ● 1-Way Lighting Switch<br>燈掣                      | ⊠ Isolator for Outdoor Air-Conditioner (Above Bay Window)<br>室外空調機開關掣 (放置於窗台頂) | Ⓣ Telephone Outlet<br>電話插座      | ▬ M.C.B. Board<br>總電掣箱                       | ----- Ceiling Light Trough<br>假天花燈槽                               |
| ⚡ 2-Way Lighting Switch<br>二路燈掣                    | Ⓜ 13A Single Socket Outlet<br>13A 單位電插座  | Ⓜ TV/FM Outlet<br>電視及電台接收插座     | ◻ Wall Light<br>牆燈                           | ○ Washing Machine Connection Point (Water Outlet)<br>洗衣機接駁點 (去水位) |
| Ⓜ Switch for Exhaust Fan<br>抽氣扇開關掣                 | Ⓜ 13A Twin Socket Outlet<br>13A 雙位電插座  | Ⓜ Door Bell Push Button<br>門鈴按鈕 | ⊙ Balcony/Utility Platform Light<br>露台/工作平台燈 | ⊙ Washing Machine Connection Point (Water Inlet)<br>洗衣機接駁點 (來水位)  |
| Ⓜ Switch for Indoor Air-Conditioner<br>室內空調機接線位    | Ⓜ 13A Watertight Socket Outlet<br>13A 單位防水電插座                                  | Ⓜ Door Bell<br>門鈴               | ⊙ Downlight<br>天花燈                           | ◻ Indoor Air-Conditioner<br>室內空調機                                 |
| ⊠ Isolator for Outdoor Air-Conditioner<br>室外空調機開關掣 | Ⓜ Towngas Water Heater Remote Controller<br>煤氣熱水爐溫度控制                          | Ⓜ Doorphone<br>對講機              | ○ Lamp Holder<br>燈位                          | ◻ Towngas Water Heater<br>煤氣熱水爐                                   |
|  |  |                                 |  | Ⓜ Towngas Meter<br>煤氣錶  |

# Fittings, finishes and appliances 裝置、裝修物料及設備

## Tower 2 第二座

### Mechanical & electrical provisions plan 機電裝置平面圖



## 27/F 27樓

### LEGEND 圖例

- 1-Way Lighting Switch  
燈掣
- ∨ 2-Way Lighting Switch  
二路燈掣
- ⊞ Switch for Exhaust Fan  
抽氣扇開關掣
- Ⓜ Switch for Indoor Air-Conditioner  
室內空調機接線位
- Ⓜ Isolator for Outdoor Air-Conditioner  
室外空調機開關掣

- Ⓜ Isolator for Outdoor Air-Conditioner (Above Bay Window)  
室外空調機開關掣 (放置於窗台頂)
- Ⓜ 13A Single Socket Outlet  
13A 單位電插座
- Ⓜ 13A Twin Socket Outlet  
13A 雙位電插座
- Ⓜ 13A Watertight Socket Outlet  
13A 單位防水電插座
- Ⓜ Towngas Water Heater Remote Controller  
煤氣熱水爐溫度控制

- Ⓜ Telephone Outlet  
電話插座
- Ⓜ TV/FM Outlet  
電視及電台接收插座
- Ⓜ Door Bell Push Button  
門鈴按鈕
- Ⓜ Door Bell  
門鈴
- Ⓜ Doorphone  
對講機

- Ⓜ M.C.B. Board  
總電掣箱
- Ⓜ Wall Light  
牆燈
- Ⓜ Balcony/Utility Platform Light  
露台/工作平台燈
- Ⓜ Downlight  
天花燈
- Lamp Holder  
燈位

- Ceiling Light Trough  
假天花燈槽
- Washing Machine Connection Point (Water Outlet)  
洗衣機接駁點 (去水位)
- ⊗ Washing Machine Connection Point (Water Inlet)  
洗衣機接駁點 (來水位)
- Ⓜ Indoor Air-Conditioner  
室內空調機
- Ⓜ Towngas Water Heater  
煤氣熱水爐
- Ⓜ Towngas Meter  
煤氣錶

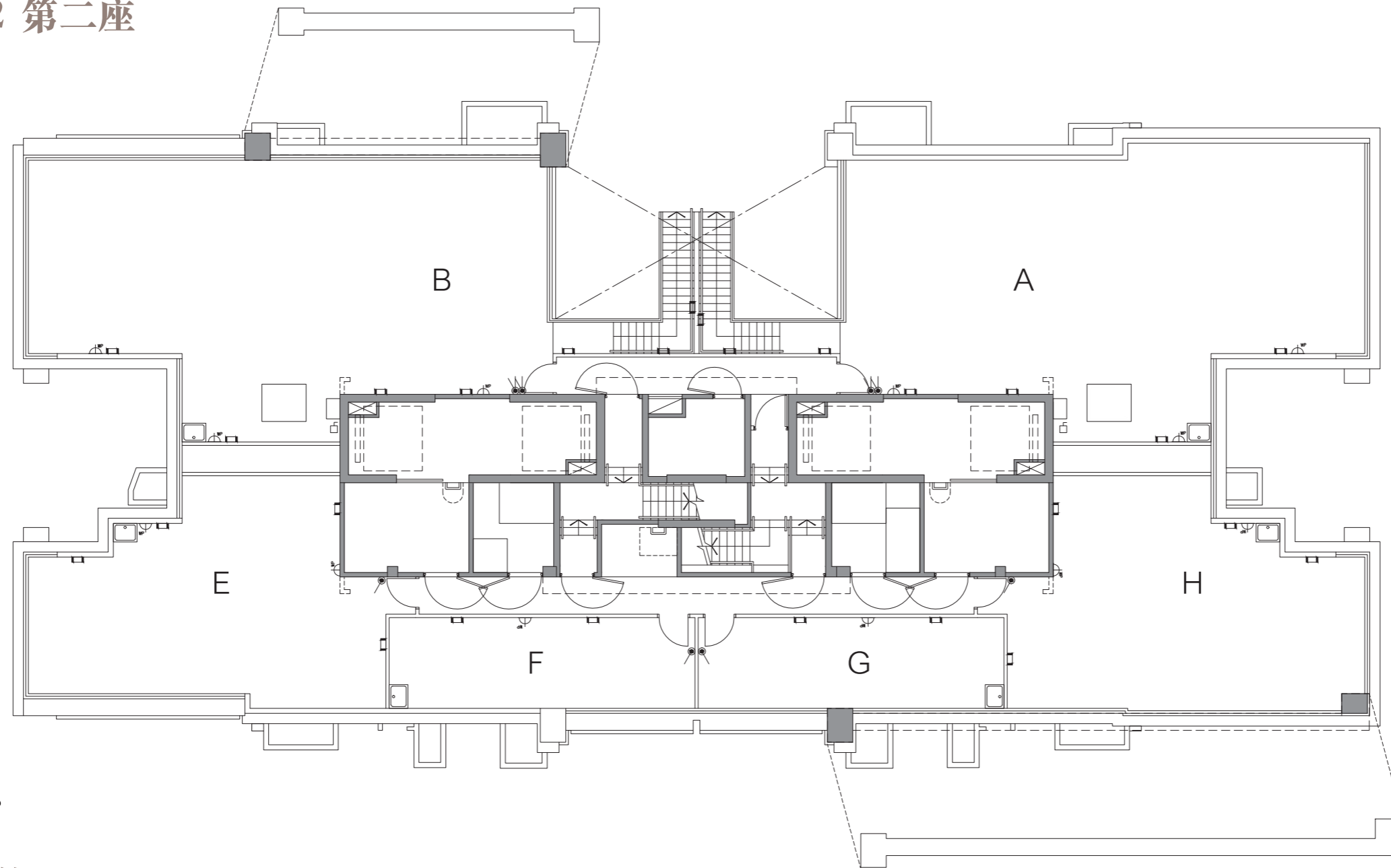


# Fittings, finishes and appliances

## 裝置、裝修物料及設備

### Tower 2 第二座

Mechanical & electrical provisions plan  
機電裝置平面圖



### Roof 天台

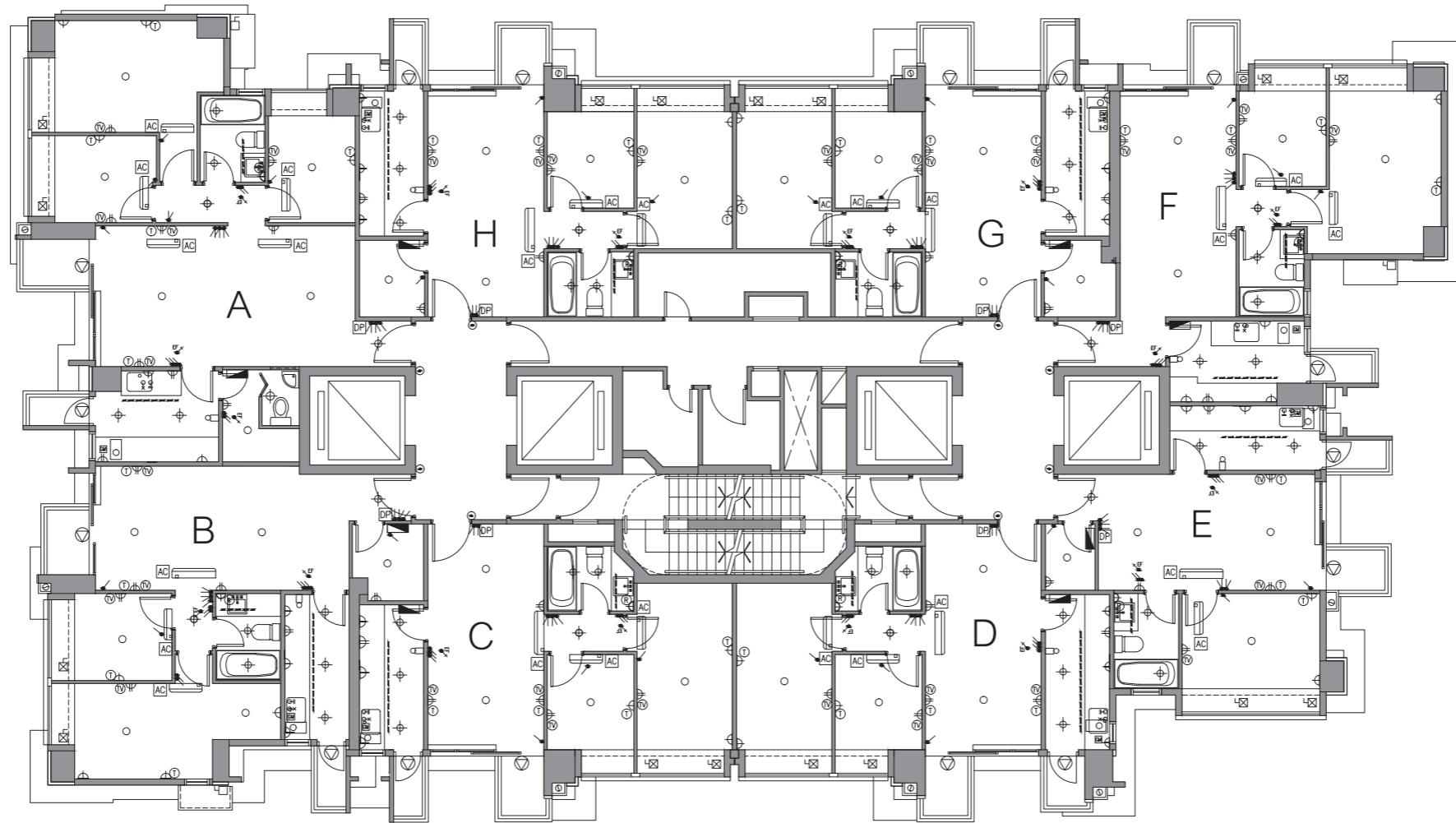
#### LEGEND 圖例

- |  |   |  |  |   |
|--|---|--|--|---|
| <ul style="list-style-type: none"> <li>● 1-Way Lighting Switch<br/>燈掣</li> <li>⌋ 2-Way Lighting Switch<br/>二路燈掣</li> <li>⊞ Switch for Exhaust Fan<br/>抽氣扇開關掣</li> <li>⊞ Switch for Indoor Air-Conditioner<br/>室內空調機接線位</li> <li>⊞ Isolator for Outdoor Air-Conditioner<br/>室外空調機開關掣</li> </ul> | <ul style="list-style-type: none"> <li>⊞ Isolator for Outdoor Air-Conditioner (Above Bay Window)<br/>室外空調機開關掣 (放置於窗台頂)</li> <li>⊞ 13A Single Socket Outlet<br/>13A 單位電插座</li> <li>⊞ 13A Twin Socket Outlet<br/>13A 雙位電插座</li> <li>⊞ 13A Watertight Socket Outlet<br/>13A 單位防水電插座</li> <li>⊞ Towngas Water Heater Remote Controller<br/>煤氣熱水爐溫度控制</li> </ul> | <ul style="list-style-type: none"> <li>⊞ Telephone Outlet<br/>電話插座</li> <li>⊞ TV/FM Outlet<br/>電視及電台接收插座</li> <li>⊞ Door Bell Push Button<br/>門鈴按鈕</li> <li>⊞ Door Bell<br/>門鈴</li> <li>⊞ Doorphone<br/>對講機</li> </ul> | <ul style="list-style-type: none"> <li>⊞ M.C.B. Board<br/>總電掣箱</li> <li>⊞ Wall Light<br/>牆燈</li> <li>⊞ Balcony/Utility Platform Light<br/>露台/工作平台燈</li> <li>⊞ Downlight<br/>天花燈</li> <li>⊞ Lamp Holder<br/>燈位</li> </ul> | <ul style="list-style-type: none"> <li>⊞ Ceiling Light Trough<br/>假天花燈槽</li> <li>⊞ Washing Machine Connection Point (Water Outlet)<br/>洗衣機接駁點 (去水位)</li> <li>⊞ Washing Machine Connection Point (Water Inlet)<br/>洗衣機接駁點 (來水位)</li> <li>⊞ Indoor Air-Conditioner<br/>室內空調機</li> <li>⊞ Towngas Water Heater<br/>煤氣熱水爐</li> </ul> |
|--|---|--|--|---|

# Fittings, finishes and appliances 裝置、裝修物料及設備

## Tower 3 第三座

Mechanical & electrical provisions plan  
機電裝置平面圖



## 2/F 2樓

### LEGEND 圖例

- 1-Way Lighting Switch  
燈掣
- ∨ 2-Way Lighting Switch  
二路燈掣
- ⊗ Switch for Exhaust Fan  
抽氣扇開關掣
- Ⓜ Switch for Indoor Air-Conditioner  
室內空調機接線位
- Isolator for Outdoor Air-Conditioner  
室外空調機開關掣

- ⊗ Isolator for Outdoor Air-Conditioner (Above Bay Window)  
室外空調機開關掣 (放置於窗台頂)
- Ⓜ 13A Single Socket Outlet  
13A 單位電插座
- Ⓜ 13A Twin Socket Outlet  
13A 雙位電插座
- Ⓜ 13A Watertight Socket Outlet  
13A 單位防水電插座
- Ⓜ Towngas Water Heater Remote Controller  
煤氣熱水爐溫度控制

- Ⓜ Telephone Outlet  
電話插座
- Ⓜ TV/FM Outlet  
電視及電台接收插座
- Ⓜ Door Bell Push Button  
門鈴按鈕
- Ⓜ Door Bell  
門鈴
- Ⓜ Doorphone  
對講機

- M.C.B. Board  
總電掣箱
- Wall Light  
牆燈
- ⊗ Balcony/Utility Platform Light  
露台/工作平台燈
- ⊗ Downlight  
天花燈
- Lamp Holder  
燈位

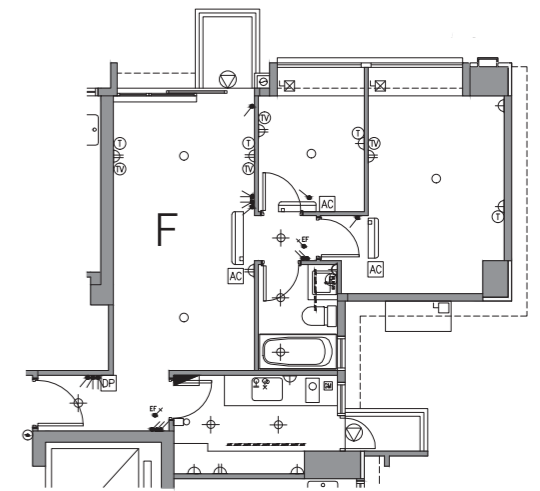
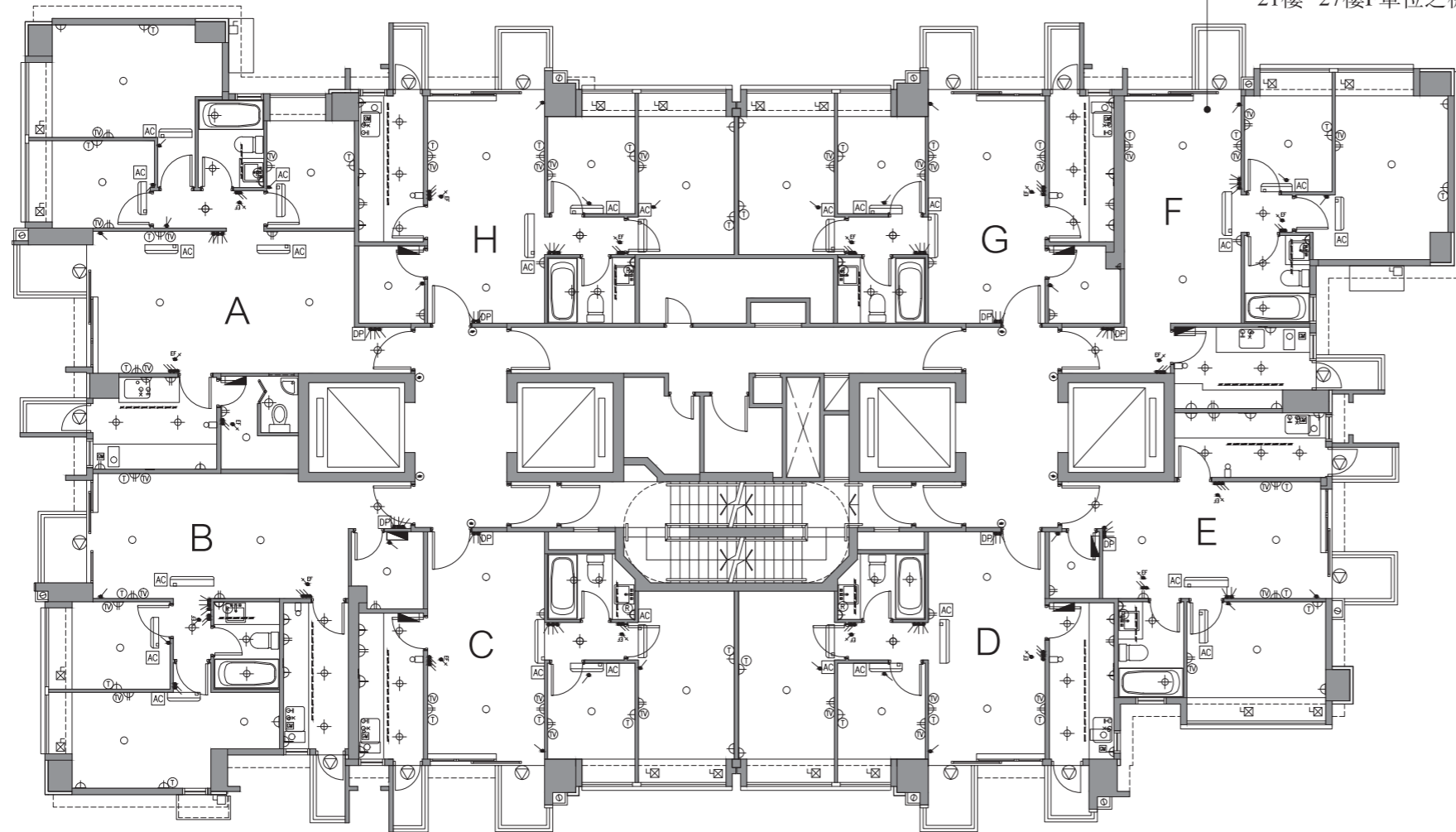
- Ceiling Light Trough  
假天花燈槽
- Washing Machine Connection Point (Water Outlet)  
洗衣機接駁點 (去水位)
- ⊗ Washing Machine Connection Point (Water Inlet)  
洗衣機接駁點 (來水位)
- Indoor Air-Conditioner  
室內空調機
- Ⓜ Towngas Water Heater  
煤氣熱水爐
- Ⓜ Towngas Meter  
煤氣錶

# Fittings, finishes and appliances 裝置、裝修物料及設備

## Tower 3 第三座

### Mechanical & electrical provisions plan 機電裝置平面圖

For Unit F on 21/F-27/F, please refer to separate mechanical & electrical provisions plan on this page.  
21樓-27樓F單位之機電裝置平面圖，另載於本頁。



21/F-27/F Unit F Floor Plan (24/F is omitted)  
21樓-27樓F單位平面圖 (不設24樓)

### 3/F-27/F 3樓-27樓

(4/F, 13/F, 14/F & 24/F are omitted 不設4樓、13樓、14樓及24樓)

#### LEGEND 圖例

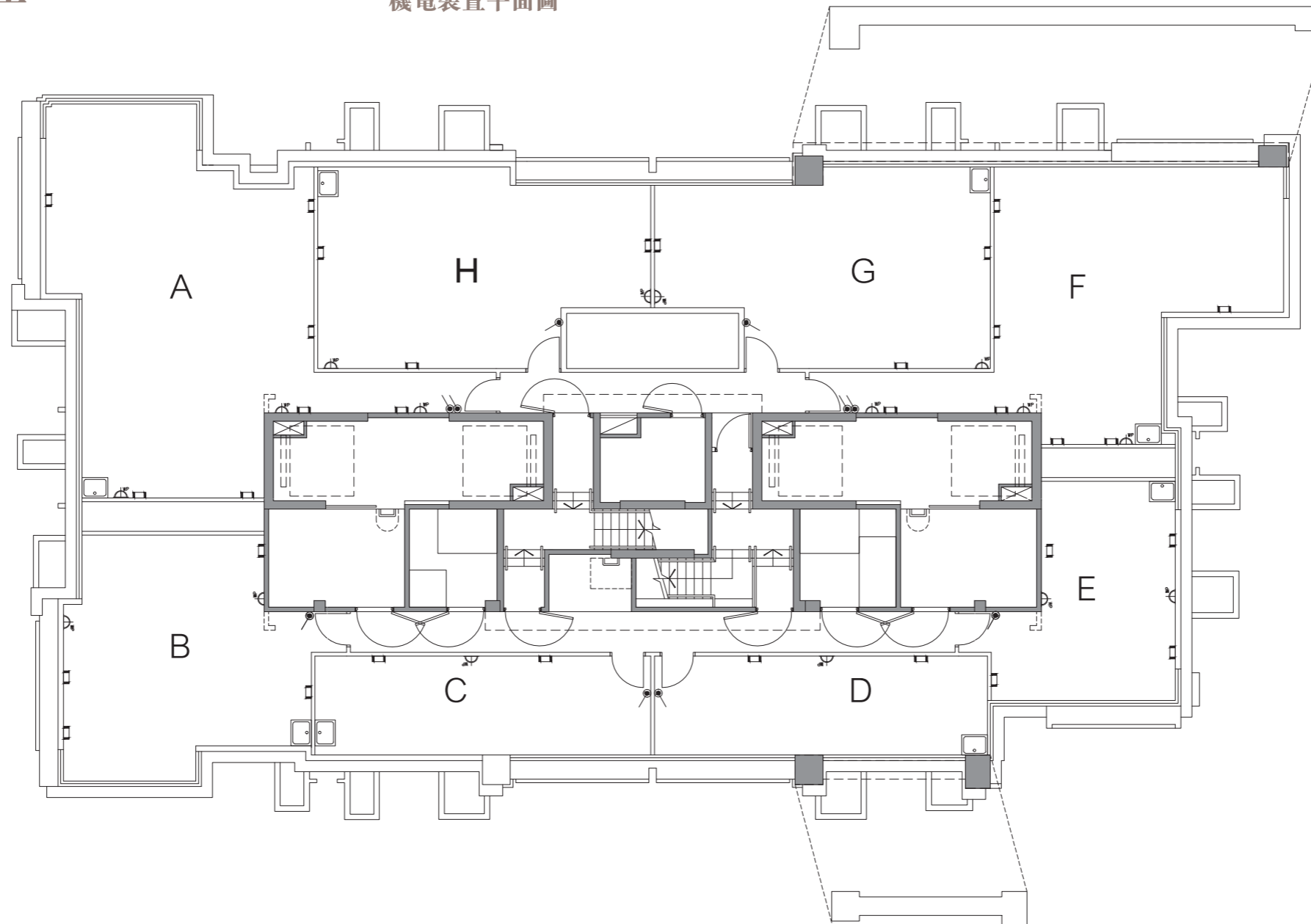
- |  |   |  |  |  |
|--|---|--|--|--|
| <ul style="list-style-type: none"> <li>● 1-Way Lighting Switch<br/>燈掣</li> <li>⏏ 2-Way Lighting Switch<br/>二路燈掣</li> <li>⏏ Switch for Exhaust Fan<br/>抽氣扇開關掣</li> <li>⏏ Switch for Indoor Air-Conditioner<br/>室內空調機接線位</li> <li>⏏ Isolator for Outdoor Air-Conditioner<br/>室外空調機開關掣</li> </ul> | <ul style="list-style-type: none"> <li>⏏ Isolator for Outdoor Air-Conditioner (Above Bay Window)<br/>室外空調機開關掣 (放置於窗台頂)</li> <li>⏏ 13A Single Socket Outlet<br/>13A 單位電插座</li> <li>⏏ 13A Twin Socket Outlet<br/>13A 雙位電插座</li> <li>⏏ 13A Watertight Socket Outlet<br/>13A 單位防水電插座</li> <li>Ⓜ Towngas Water Heater Remote Controller<br/>煤氣熱水爐溫度控制</li> </ul> | <ul style="list-style-type: none"> <li>Ⓜ Telephone Outlet<br/>電話插座</li> <li>Ⓜ TV/FM Outlet<br/>電視及電台接收插座</li> <li>Ⓜ Door Bell Push Button<br/>門鈴按鈕</li> <li>Ⓜ Door Bell<br/>門鈴</li> <li>Ⓜ Doorphone<br/>對講機</li> </ul> | <ul style="list-style-type: none"> <li>Ⓜ M.C.B. Board<br/>總電掣箱</li> <li>Ⓜ Wall Light<br/>牆燈</li> <li>Ⓜ Balcony/Utility Platform Light<br/>露台/工作平台燈</li> <li>Ⓜ Downlight<br/>天花燈</li> <li>○ Lamp Holder<br/>燈位</li> </ul> | <ul style="list-style-type: none"> <li>--- Ceiling Light Trough<br/>假天花燈槽</li> <li>Ⓜ Washing Machine Connection Point (Water Outlet)<br/>洗衣機接駁點 (去水位)</li> <li>Ⓜ Washing Machine Connection Point (Water Inlet)<br/>洗衣機接駁點 (來水位)</li> <li>Ⓜ Indoor Air-Conditioner<br/>室內空調機</li> <li>Ⓜ Towngas Water Heater<br/>煤氣熱水爐</li> <li>Ⓜ Towngas Meter<br/>煤氣錶</li> </ul> |
|--|---|--|--|--|

# Fittings, finishes and appliances

## 裝置、裝修物料及設備

### Tower 3 第三座

Mechanical & electrical provisions plan  
機電裝置平面圖



### Roof 天台

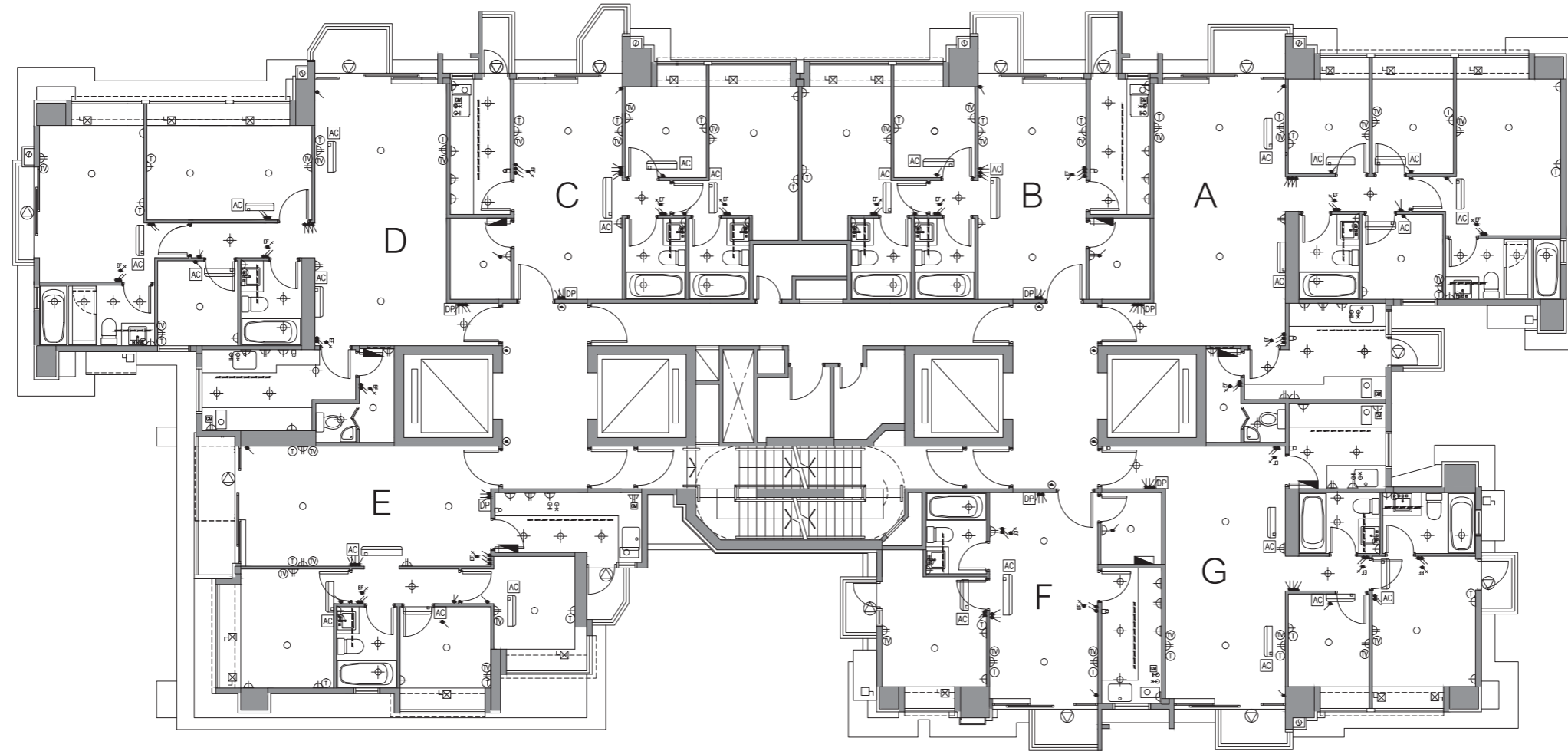
#### LEGEND 圖例

- |   |  |   |   |   |                               |   |  |       |   |
|---|--|---|---|---|-------------------------------|---|--|-------|---|
| ● | 1-Way Lighting Switch<br>燈掣  | ⊖ | 13A Single Socket Outlet<br>13A 單位電插座               | ⊙ | Door Bell Push Button<br>門鈴按鈕 | ⊙ | Balcony/Utility Platform Light<br>露台/工作平台燈 | ----- | Ceiling Light Trough<br>假天花燈槽                                   |
| ⊖ | 2-Way Lighting Switch<br>二路燈掣  | ⊖ | 13A Twin Socket Outlet<br>13A 雙位電插座                 | ⊖ | Door Bell<br>門鈴               | ⊖ | Downlight<br>天花燈                           | ⊖     | Washing Machine Connection Point (Water Outlet)<br>洗衣機接駁點 (去水位) |
| ⊖ | Switch for Exhaust Fan<br>抽氣扇開關掣   | ⊖ | 13A Watertight Socket Outlet<br>13A 單位防水電插座         | ⊖ | Doorphone<br>對講機              | ○ | Lamp Holder<br>燈位                          | ⊖     | Washing Machine Connection Point (Water Inlet)<br>洗衣機接駁點 (來水位)  |
| ⊖ | Switch for Indoor Air-Conditioner<br>室內空調機接線位                                | ⊖ | Towngas Water Heater Remote Controller<br>煤氣熱水爐溫度控制 | ⊖ | M.C.B. Board<br>總電掣箱          | ⊖ | 1-Way Watertight Lighting Switch<br>防水燈掣   | ⊖     | Indoor Air-Conditioner<br>室內空調機                                 |
| ⊖ | Isolator for Outdoor Air-Conditioner<br>室外空調機開關掣                             | ⊖ | Telephone Outlet<br>電話插座                            | ⊖ | Wall Light<br>牆燈              | ⊖ | 2-Way Watertight Lighting Switch<br>二路防水燈掣 | ⊖     | Towngas Water Heater<br>煤氣熱水爐                                   |
| ⊖ | Isolator for Outdoor Air-Conditioner (Above Bay Window)<br>室外空調機開關掣 (放置於窗台頂) | ⊖ | TV/FM Outlet<br>電視及電台接收插座                           |   |                               |   |  |       |   |

# Fittings, finishes and appliances 裝置、裝修物料及設備

## Tower 5 第五座

### Mechanical & electrical provisions plan 機電裝置平面圖



## 2/F 2樓

### LEGEND 圖例

- 1-Way Lighting Switch  
燈掣
- ∨ 2-Way Lighting Switch  
二路燈掣
- ⊞ Switch for Exhaust Fan  
抽氣扇開關掣
- ⊞ Switch for Indoor Air-Conditioner  
室內空調機接線位
- ⊞ Isolator for Outdoor Air-Conditioner  
室外空調機開關掣

- ⊞ Isolator for Outdoor Air-Conditioner (Above Bay Window)  
室外空調機開關掣 (放置於窗台頂)
- ⊞ 13A Single Socket Outlet  
13A 單位電插座
- ⊞ 13A Twin Socket Outlet  
13A 雙位電插座
- ⊞ 13A Watertight Socket Outlet  
13A 單位防水電插座
- ⊞ Towngas Water Heater Remote Controller  
煤氣熱水爐溫度控制

- ⊞ Telephone Outlet  
電話插座
- ⊞ TV/FM Outlet  
電視及電台接收插座
- ⊞ Door Bell Push Button  
門鈴按鈕
- ⊞ Door Bell  
門鈴
- ⊞ Doorphone  
對講機

- ⊞ M.C.B. Board  
總電掣箱
- ⊞ Wall Light  
牆燈
- ⊞ Balcony/Utility Platform Light  
露台/工作平台燈
- ⊞ Downlight  
天花燈
- ⊞ Lamp Holder  
燈位

- Ceiling Light Trough  
假天花燈槽
- ⊞ Washing Machine Connection Point (Water Outlet)  
洗衣機接駁點 (去水位)
- ⊞ Washing Machine Connection Point (Water Inlet)  
洗衣機接駁點 (來水位)
- ⊞ Indoor Air-Conditioner  
室內空調機
- ⊞ Towngas Water Heater  
煤氣熱水爐
- ⊞ Towngas Meter  
煤氣錶



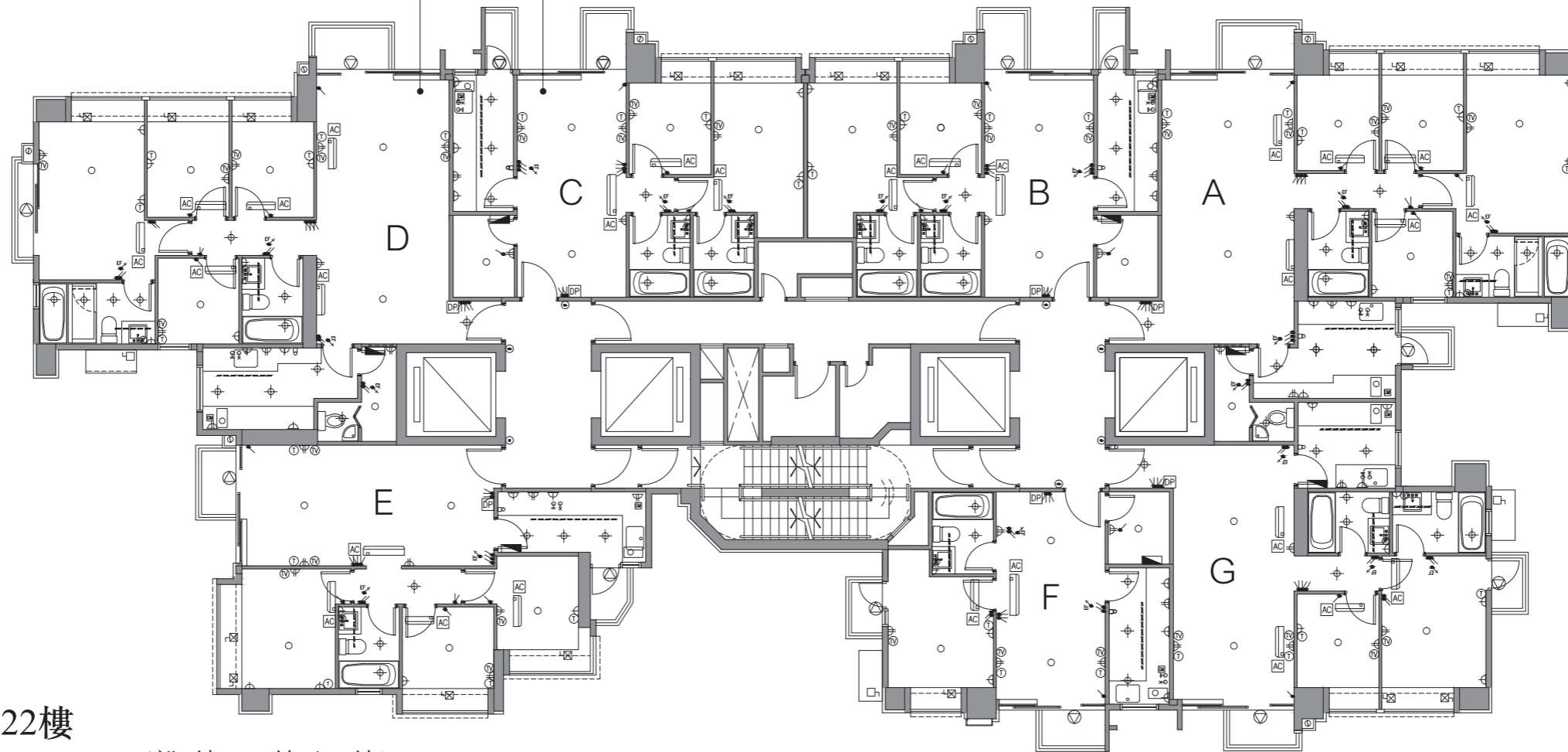
# Fittings, finishes and appliances 裝置、裝修物料及設備

## Tower 5 第五座

### Mechanical & electrical provisions plan 機電裝置平面圖

For Unit D on 3/F, 5/F, 21/F & 22/F, please refer to separate mechanical & electrical provisions plans under this section.  
3樓、5樓、21樓及22樓D單位之機電裝置平面圖，另載於本章節。

For Unit C on 3/F, please refer to separate mechanical & electrical provisions plan under this section.  
3樓C單位之機電裝置平面圖，另載於本章節。



### 3/F-22/F 3樓-22樓

(4/F, 13/F & 14/F are omitted 不設4樓、13樓及14樓)

#### LEGEND 圖例

- 1-Way Lighting Switch  
燈掣
- ∨ 2-Way Lighting Switch  
二路燈掣
- ⊞ Switch for Exhaust Fan  
抽氣扇開關掣
- ⊞ Switch for Indoor Air-Conditioner  
室內空調機接線位
- ⊞ Isolator for Outdoor Air-Conditioner  
室外空調機開關掣

- ⊞ Isolator for Outdoor Air-Conditioner (Above Bay Window)  
室外空調機開關掣 (放置於窗台頂)
- ⊞ 13A Single Socket Outlet  
13A 單位電插座
- ⊞ 13A Twin Socket Outlet  
13A 雙位電插座
- ⊞ 13A Watertight Socket Outlet  
13A 單位防水電插座
- ⊞ Towngas Water Heater Remote Controller  
煤氣熱水爐溫度控制

- ⊞ Telephone Outlet  
電話插座
- ⊞ TV/FM Outlet  
電視及電台接收插座
- ⊞ Door Bell Push Button  
門鈴按鈕
- ⊞ Door Bell  
門鈴
- ⊞ Doorphone  
對講機

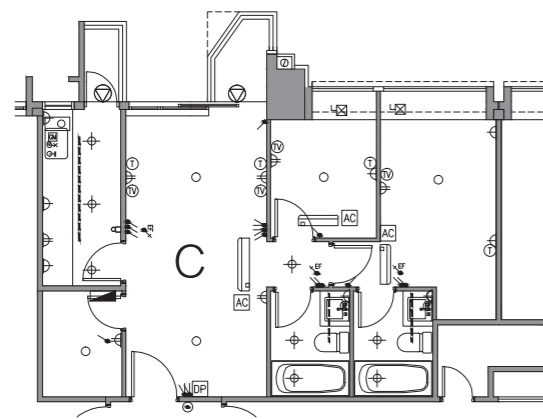
- ⊞ M.C.B. Board  
總電掣箱
- ⊞ Wall Light  
牆燈
- ⊞ Balcony/Utility Platform Light  
露台/工作平台燈
- ⊞ Downlight  
天花燈
- Lamp Holder  
燈位

- Ceiling Light Trough  
假天花燈槽
- Washing Machine Connection Point (Water Outlet)  
洗衣機接駁點 (去水位)
- Washing Machine Connection Point (Water Inlet)  
洗衣機接駁點 (來水位)
- ⊞ Indoor Air-Conditioner  
室內空調機
- ⊞ Towngas Water Heater  
煤氣熱水爐
- ⊞ Towngas Meter  
煤氣錶

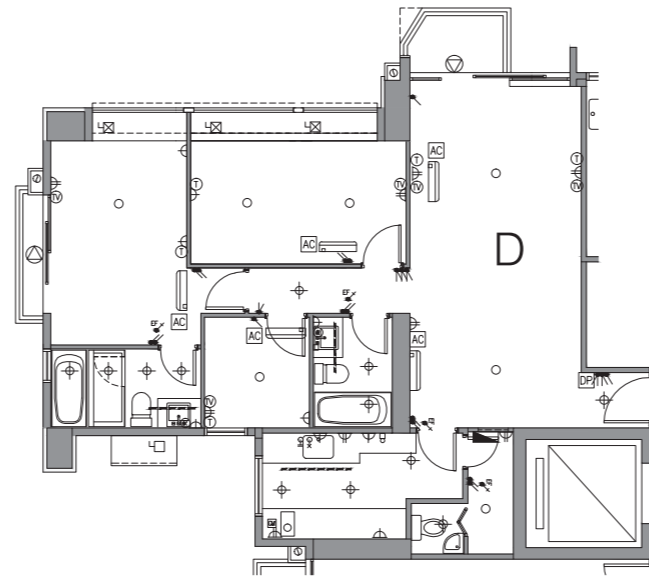
# Fittings, finishes and appliances 裝置、裝修物料及設備

## Tower 5 第五座

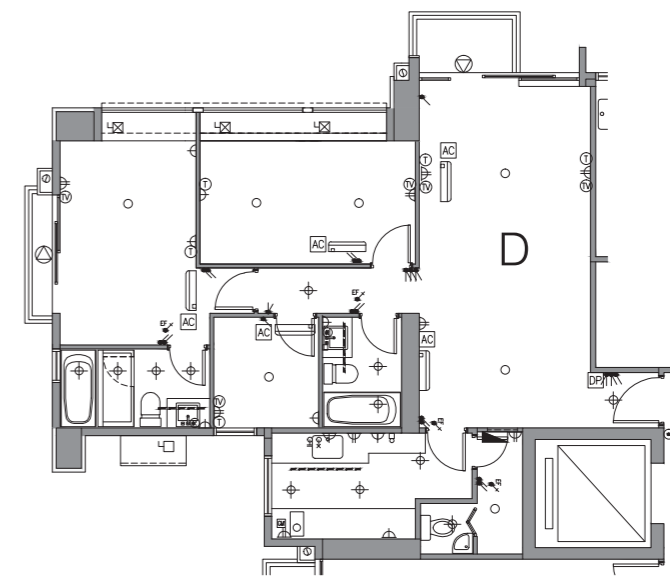
### Mechanical & electrical provisions plan 機電裝置平面圖



3/F Unit C Floor Plan  
3樓C單位平面圖



3/F Unit D Floor Plan  
3樓D單位平面圖



5/F Unit D Floor Plan  
5樓D單位平面圖

### LEGEND 圖例

- |  |   |  |  |  |
|--|---|--|--|--|
| <ul style="list-style-type: none"> <li>● 1-Way Lighting Switch<br/>燈掣</li> <li>⚡ 2-Way Lighting Switch<br/>二路燈掣</li> <li>⚡ Switch for Exhaust Fan<br/>抽氣扇開關掣</li> <li>Ⓜ Switch for Indoor Air-Conditioner<br/>室內空調機接線位</li> <li>Ⓜ Isolator for Outdoor Air-Conditioner<br/>室外空調機開關掣</li> </ul> | <ul style="list-style-type: none"> <li>Ⓜ Isolator for Outdoor Air-Conditioner (Above Bay Window)<br/>室外空調機開關掣 (放置於窗台頂)</li> <li>Ⓜ 13A Single Socket Outlet<br/>13A 單位電插座</li> <li>Ⓜ 13A Twin Socket Outlet<br/>13A 雙位電插座</li> <li>Ⓜ 13A Watertight Socket Outlet<br/>13A 單位防水電插座</li> <li>Ⓜ Towngas Water Heater Remote Controller<br/>煤氣熱水爐溫度控制</li> </ul> | <ul style="list-style-type: none"> <li>Ⓜ Telephone Outlet<br/>電話插座</li> <li>Ⓜ TV/FM Outlet<br/>電視及電台接收插座</li> <li>Ⓜ Door Bell Push Button<br/>門鈴按鈕</li> <li>Ⓜ Door Bell<br/>門鈴</li> <li>Ⓜ Doorphone<br/>對講機</li> </ul> | <ul style="list-style-type: none"> <li>Ⓜ M.C.B. Board<br/>總電掣箱</li> <li>Ⓜ Wall Light<br/>牆燈</li> <li>Ⓜ Balcony/Utility Platform Light<br/>露台/工作平台燈</li> <li>Ⓜ Downlight<br/>天花燈</li> <li>○ Lamp Holder<br/>燈位</li> </ul> | <ul style="list-style-type: none"> <li>----- Ceiling Light Trough<br/>假天花燈槽</li> <li>○ Washing Machine Connection Point (Water Outlet)<br/>洗衣機接駁點 (去水位)</li> <li>○ Washing Machine Connection Point (Water Inlet)<br/>洗衣機接駁點 (來水位)</li> <li>Ⓜ Indoor Air-Conditioner<br/>室內空調機</li> <li>Ⓜ Towngas Water Heater<br/>煤氣熱水爐</li> <li>Ⓜ Towngas Meter<br/>煤氣錶</li> </ul> |
|--|---|--|--|--|

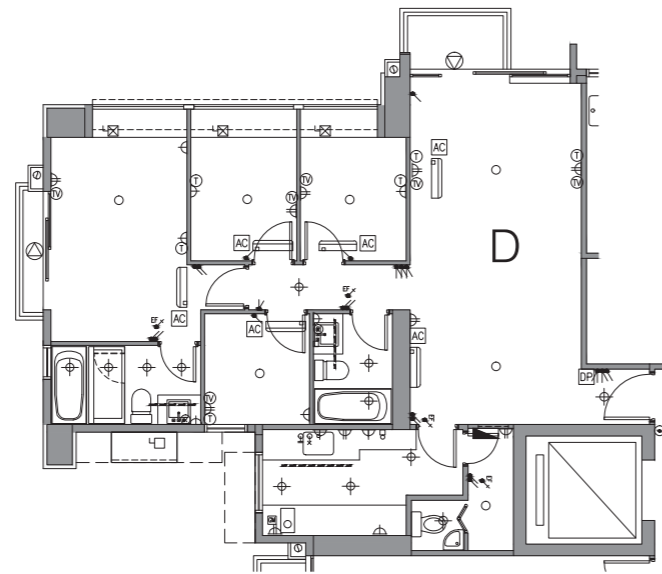
# Fittings, finishes and appliances

## 裝置、裝修物料及設備

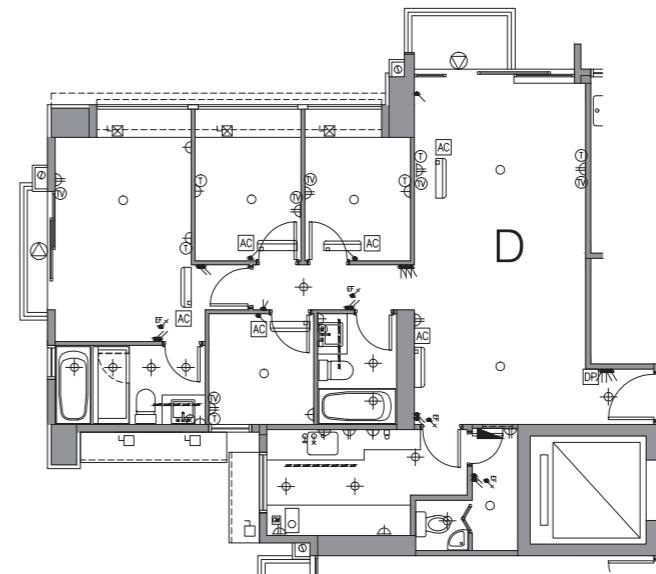
### Tower 5 第五座

### Mechanical & electrical provisions plan

### 機電裝置平面圖



21/F Unit D Floor Plan  
21樓D單位平面圖



22/F Unit D Floor Plan  
22樓D單位平面圖

#### LEGEND 圖例

- 1-Way Lighting Switch  
燈掣
- ∨ 2-Way Lighting Switch  
二路燈掣
- EF Switch for Exhaust Fan  
抽氣扇開關掣
- AC Switch for Indoor Air-Conditioner  
室內空調機接線位
- Isolator for Outdoor Air-Conditioner  
室外空調機開關掣

- ⊠ Isolator for Outdoor Air-Conditioner (Above Bay Window)  
室外空調機開關掣 (放置於窗台頂)
- △ 13A Single Socket Outlet  
13A 單位電插座
- ⊕ 13A Twin Socket Outlet  
13A 雙位電插座
- △ WP 13A Watertight Socket Outlet  
13A 單位防水電插座
- Ⓜ Towngas Water Heater Remote Controller  
煤氣熱水爐溫度控制

- Ⓣ Telephone Outlet  
電話插座
- Ⓥ TV/FM Outlet  
電視及電台接收插座
- Ⓞ Door Bell Push Button  
門鈴按鈕
- Ⓛ Door Bell  
門鈴
- DP Doorphone  
對講機

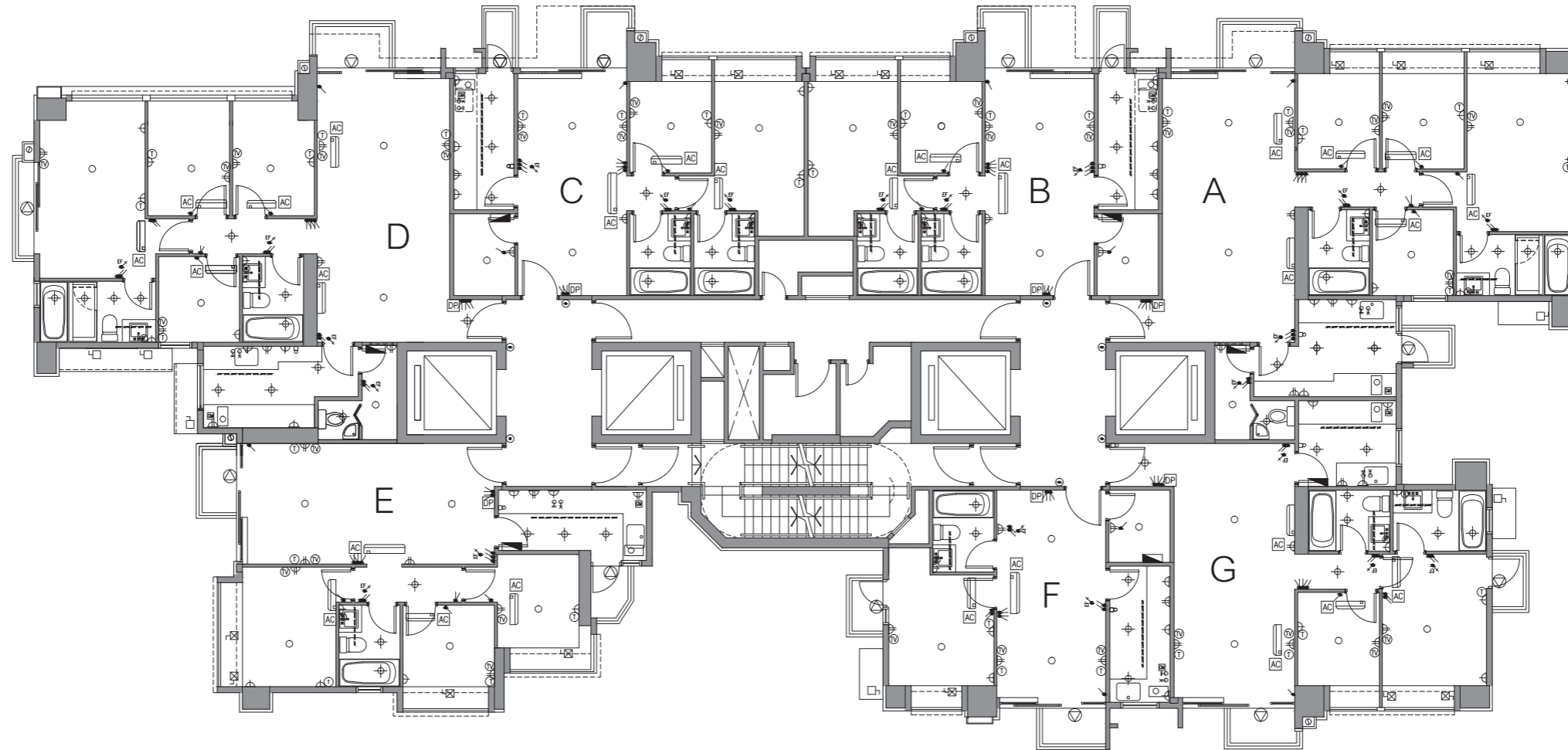
- M.C.B. Board  
總電掣箱
- Wall Light  
牆燈
- ⊙ Balcony/Utility Platform Light  
露台/工作平台燈
- ⊕ Downlight  
天花燈
- Lamp Holder  
燈位

- Ceiling Light Trough  
假天花燈槽
- Washing Machine Connection Point (Water Outlet)  
洗衣機接駁點 (去水位)
- ⊗ Washing Machine Connection Point (Water Inlet)  
洗衣機接駁點 (來水位)
- ⊠ Indoor Air-Conditioner  
室內空調機
- Ⓜ Towngas Water Heater  
煤氣熱水爐
- GM Towngas Meter  
煤氣錶

# Fittings, finishes and appliances 裝置、裝修物料及設備

## Tower 5 第五座

### Mechanical & electrical provisions plan 機電裝置平面圖



23/F-26/F 23樓-26樓  
(24/F is omitted 不設24樓)

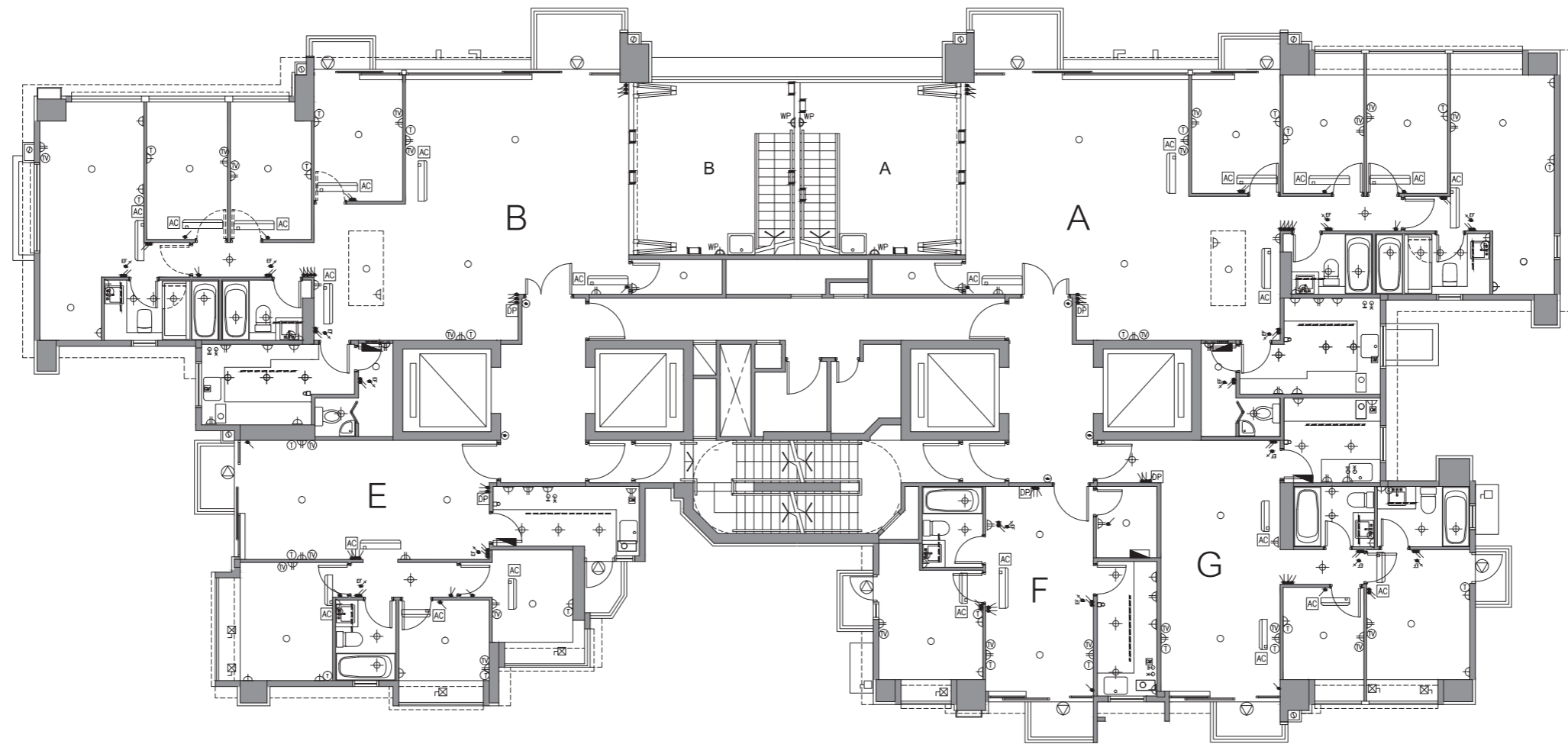
#### LEGEND 圖例

- |  |   |  |  |  |
|--|---|--|--|--|
| <ul style="list-style-type: none"> <li>● 1-Way Lighting Switch<br/>燈掣</li> <li>∨ 2-Way Lighting Switch<br/>二路燈掣</li> <li>⊗ Switch for Exhaust Fan<br/>抽氣扇開關掣</li> <li>⊞ Switch for Indoor Air-Conditioner<br/>室內空調機接線位</li> <li>□ Isolator for Outdoor Air-Conditioner<br/>室外空調機開關掣</li> </ul> | <ul style="list-style-type: none"> <li>⊞ Isolator for Outdoor Air-Conditioner (Above Bay Window)<br/>室外空調機開關掣 (放置於窗台頂)</li> <li>⊞ 13A Single Socket Outlet<br/>13A 單位電插座</li> <li>⊞ 13A Twin Socket Outlet<br/>13A 雙位電插座</li> <li>⊞ 13A Watertight Socket Outlet<br/>13A 單位防水電插座</li> <li>⊞ Towngas Water Heater Remote Controller<br/>煤氣熱水爐溫度控制</li> </ul> | <ul style="list-style-type: none"> <li>⊞ Telephone Outlet<br/>電話插座</li> <li>⊞ TV/FM Outlet<br/>電視及電台接收插座</li> <li>⊞ Door Bell Push Button<br/>門鈴按鈕</li> <li>⊞ Door Bell<br/>門鈴</li> <li>⊞ Doorphone<br/>對講機</li> </ul> | <ul style="list-style-type: none"> <li>■ M.C.B. Board<br/>總電掣箱</li> <li>□ Wall Light<br/>牆燈</li> <li>⊞ Balcony/Utility Platform Light<br/>露台/工作平台燈</li> <li>⊞ Downlight<br/>天花燈</li> <li>○ Lamp Holder<br/>燈位</li> </ul> | <ul style="list-style-type: none"> <li>--- Ceiling Light Trough<br/>假天花燈槽</li> <li>⊞ Washing Machine Connection Point (Water Outlet)<br/>洗衣機接駁點 (去水位)</li> <li>⊞ Washing Machine Connection Point (Water Inlet)<br/>洗衣機接駁點 (來水位)</li> <li>⊞ Indoor Air-Conditioner<br/>室內空調機</li> <li>⊞ Towngas Water Heater<br/>煤氣熱水爐</li> <li>⊞ Towngas Meter<br/>煤氣錶</li> </ul> |
|--|---|--|--|--|

# Fittings, finishes and appliances 裝置、裝修物料及設備

## Tower 5 第五座

### Mechanical & electrical provisions plan 機電裝置平面圖



27/F 27樓

#### LEGEND 圖例

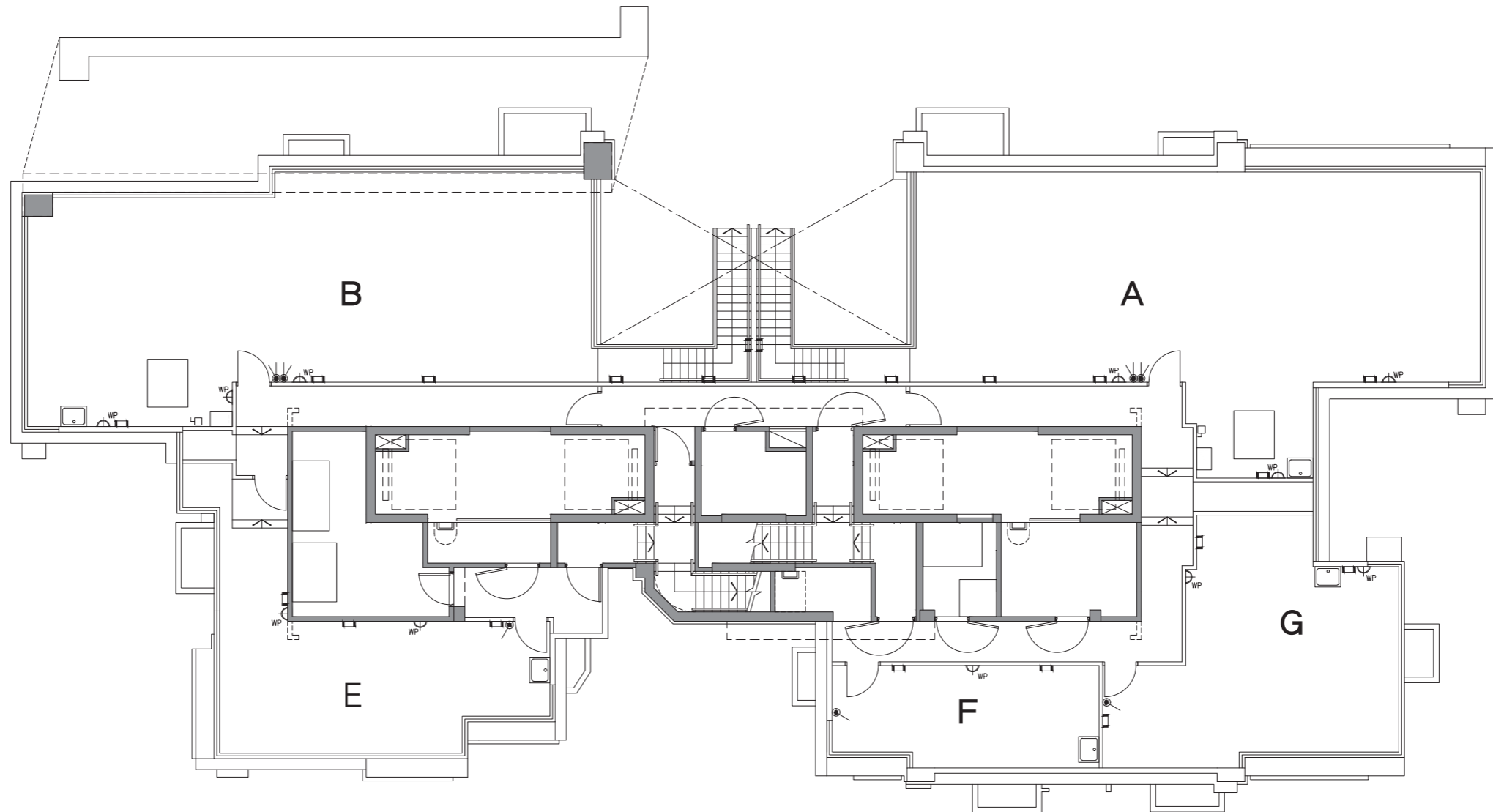
- |   |  |   |  |   |                               |   |  |       |   |
|---|--|---|--|---|-------------------------------|---|--|-------|---|
| ● | 1-Way Lighting Switch<br>燈掣                      | ⊠ | Isolator for Outdoor Air-Conditioner (Above Bay Window)<br>室外空調機開關掣 (放置於窗台頂) | Ⓣ | Telephone Outlet<br>電話插座      | ▬ | M.C.B. Board<br>總電掣箱                       | ----- | Ceiling Light Trough<br>假天花燈槽                                   |
| ⏚ | 2-Way Lighting Switch<br>二路燈掣                    | Ⓜ | 13A Single Socket Outlet<br>13A 單位電插座  | Ⓜ | TV/FM Outlet<br>電視及電台接收插座     | ◻ | Wall Light<br>牆燈                           | ○     | Washing Machine Connection Point (Water Outlet)<br>洗衣機接駁點 (去水位) |
| Ⓜ | Switch for Exhaust Fan<br>抽氣扇開關掣                 | Ⓜ | 13A Twin Socket Outlet<br>13A 雙位電插座  | Ⓜ | Door Bell Push Button<br>門鈴按鈕 | ⊙ | Balcony/Utility Platform Light<br>露台/工作平台燈 | ⊗     | Washing Machine Connection Point (Water Inlet)<br>洗衣機接駁點 (來水位)  |
| Ⓜ | Switch for Indoor Air-Conditioner<br>室內空調機接線位    | Ⓜ | 13A Watertight Socket Outlet<br>13A 單位防水電插座                                  | Ⓜ | Door Bell<br>門鈴               | ⊕ | Downlight<br>天花燈                           | ◻     | Indoor Air-Conditioner<br>室內空調機                                 |
| Ⓜ | Isolator for Outdoor Air-Conditioner<br>室外空調機開關掣 | Ⓜ | Towngas Water Heater Remote Controller<br>煤氣熱水爐溫度控制                          | Ⓜ | Doorphone<br>對講機              | ○ | Lamp Holder<br>燈位                          | ◻     | Towngas Water Heater<br>煤氣熱水爐                                   |
|   |  |   |  |   |                               |   |  | GM    | Towngas Meter<br>煤氣錶  |



# Fittings, finishes and appliances 裝置、裝修物料及設備

## Tower 5 第五座

Mechanical & electrical provisions plan  
機電裝置平面圖



## Roof 天台

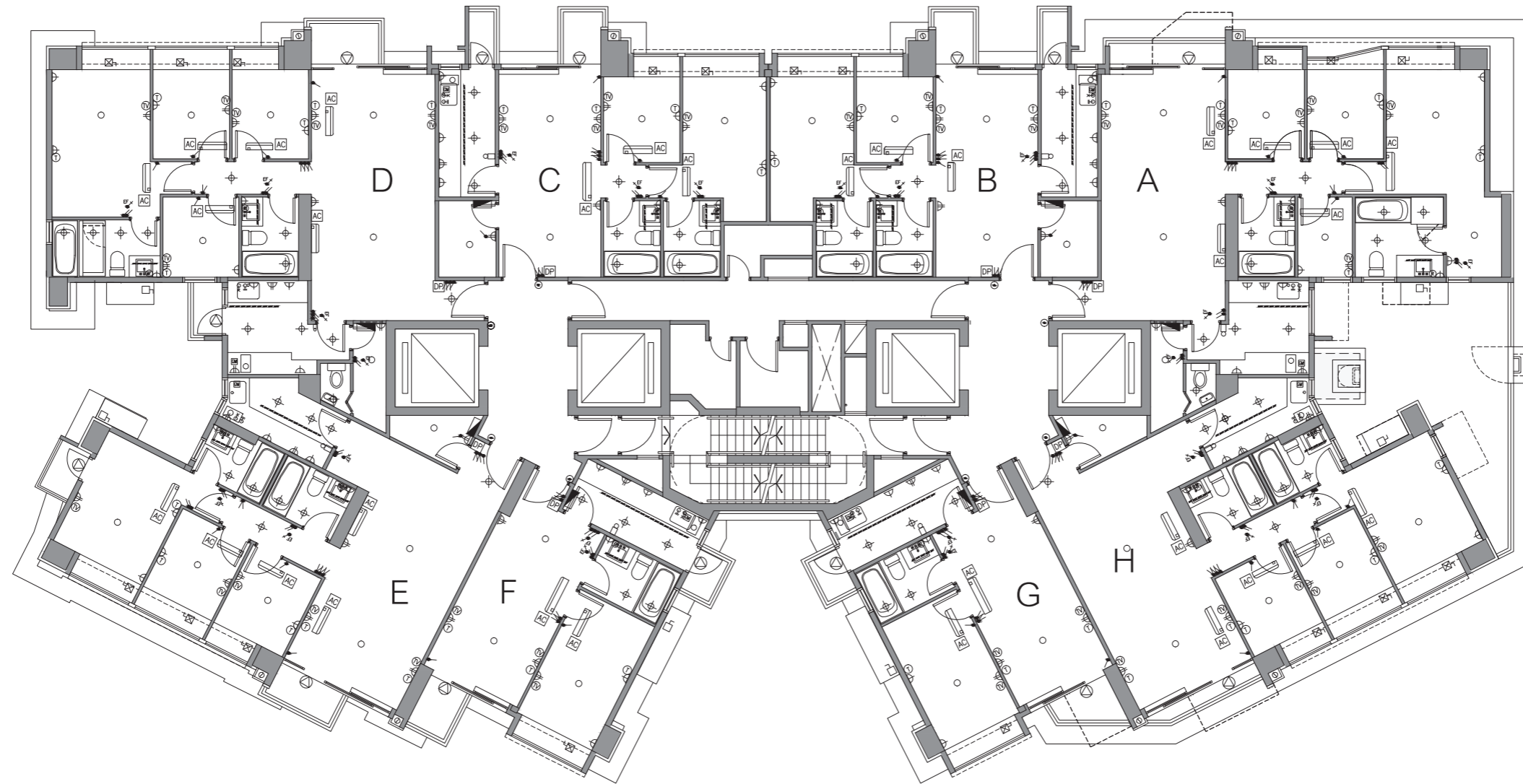
### LEGEND 圖例

- |   |   |   |  |   |
|---|---|---|--|---|
| <ul style="list-style-type: none"> <li>⬇ 1-Way Lighting Switch<br/>燈掣</li> <li>⬇ 2-Way Lighting Switch<br/>二路燈掣</li> <li>⚙ Switch for Exhaust Fan<br/>抽氣扇開關掣</li> <li>Ⓜ Switch for Indoor Air-Conditioner<br/>室內空調機接線位</li> <li>Ⓜ Isolator for Outdoor Air-Conditioner<br/>室外空調機開關掣</li> <li>Ⓜ Isolator for Outdoor Air-Conditioner (Above Bay Window)<br/>室外空調機開關掣 (放置於窗台頂)</li> </ul> | <ul style="list-style-type: none"> <li>Ⓜ 13A Single Socket Outlet<br/>13A 單位電插座</li> <li>Ⓜ 13A Twin Socket Outlet<br/>13A 雙位電插座</li> <li>Ⓜ 13A Watertight Socket Outlet<br/>13A 單位防水電插座</li> <li>Ⓜ Towngas Water Heater Remote Controller<br/>煤氣熱水爐溫度控制</li> <li>Ⓜ Telephone Outlet<br/>電話插座</li> <li>Ⓜ TV/FM Outlet<br/>電視及電台接收插座</li> </ul> | <ul style="list-style-type: none"> <li>Ⓜ Door Bell Push Button<br/>門鈴按鈕</li> <li>Ⓜ Door Bell<br/>門鈴</li> <li>Ⓜ Doorphone<br/>對講機</li> <li>Ⓜ M.C.B. Board<br/>總電掣箱</li> <li>Ⓜ Wall Light<br/>牆燈</li> </ul> | <ul style="list-style-type: none"> <li>Ⓜ Balcony/Utility Platform Light<br/>露台/工作平台燈</li> <li>Ⓜ Downlight<br/>天花燈</li> <li>Ⓜ Lamp Holder<br/>燈位</li> <li>Ⓜ 1-Way Watertight Lighting Switch<br/>防水燈掣</li> <li>Ⓜ 2-Way Watertight Lighting Switch<br/>二路防水燈掣</li> </ul> | <ul style="list-style-type: none"> <li>Ⓜ Ceiling Light Trough<br/>假天花燈槽</li> <li>Ⓜ Washing Machine Connection Point (Water Outlet)<br/>洗衣機接駁點 (去水位)</li> <li>Ⓜ Washing Machine Connection Point (Water Inlet)<br/>洗衣機接駁點 (來水位)</li> <li>Ⓜ Indoor Air-Conditioner<br/>室內空調機</li> <li>Ⓜ Towngas Water Heater<br/>煤氣熱水爐</li> </ul> |
|---|---|---|--|---|

# Fittings, finishes and appliances 裝置、裝修物料及設備

## Tower 6 第六座

### Mechanical & electrical provisions plan 機電裝置平面圖



2/F 2樓

#### LEGEND 圖例

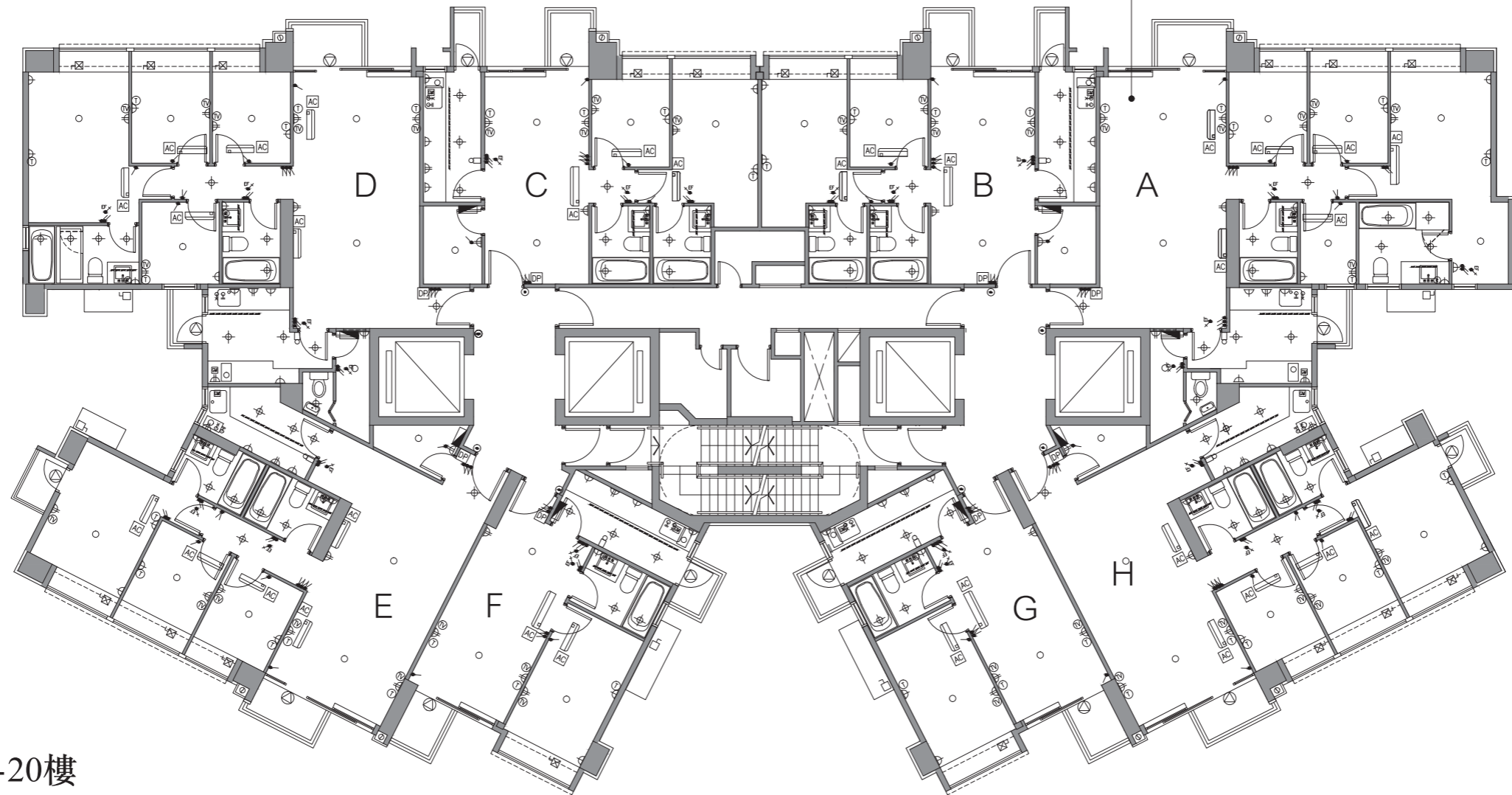
- |  |   |  |  |  |
|--|---|--|--|--|
| <ul style="list-style-type: none"> <li>● 1-Way Lighting Switch<br/>燈掣</li> <li>∨ 2-Way Lighting Switch<br/>二路燈掣</li> <li>⊗ Switch for Exhaust Fan<br/>抽氣扇開關掣</li> <li>⊕ Switch for Indoor Air-Conditioner<br/>室內空調機接線位</li> <li>□ Isolator for Outdoor Air-Conditioner<br/>室外空調機開關掣</li> </ul> | <ul style="list-style-type: none"> <li>⊗ Isolator for Outdoor Air-Conditioner (Above Bay Window)<br/>室外空調機開關掣 (放置於窗台頂)</li> <li>⊕ 13A Single Socket Outlet<br/>13A 單位電插座</li> <li>⊕ 13A Twin Socket Outlet<br/>13A 雙位電插座</li> <li>⊕ 13A Watertight Socket Outlet<br/>13A 單位防水電插座</li> <li>Ⓜ Towngas Water Heater Remote Controller<br/>煤氣熱水爐溫度控制</li> </ul> | <ul style="list-style-type: none"> <li>Ⓜ Telephone Outlet<br/>電話插座</li> <li>Ⓜ TV/FM Outlet<br/>電視及電台接收插座</li> <li>Ⓜ Door Bell Push Button<br/>門鈴按鈕</li> <li>Ⓜ Door Bell<br/>門鈴</li> <li>Ⓜ Doorphone<br/>對講機</li> </ul> | <ul style="list-style-type: none"> <li>■ M.C.B. Board<br/>總電掣箱</li> <li>□ Wall Light<br/>牆燈</li> <li>⊗ Balcony/Utility Platform Light<br/>露台/工作平台燈</li> <li>⊕ Downlight<br/>天花燈</li> <li>○ Lamp Holder<br/>燈位</li> </ul> | <ul style="list-style-type: none"> <li>--- Ceiling Light Trough<br/>假天花燈槽</li> <li>⊗ Washing Machine Connection Point (Water Outlet)<br/>洗衣機接駁點 (去水位)</li> <li>⊗ Washing Machine Connection Point (Water Inlet)<br/>洗衣機接駁點 (來水位)</li> <li>⊕ Indoor Air-Conditioner<br/>室內空調機</li> <li>⊕ Towngas Water Heater<br/>煤氣熱水爐</li> <li>Ⓜ Towngas Meter<br/>煤氣錶</li> </ul> |
|--|---|--|--|--|

# Fittings, finishes and appliances 裝置、裝修物料及設備

## Tower 6 第六座

### Mechanical & electrical provisions plan 機電裝置平面圖

For Unit A on 3/F, 5/F-9/F, 10/F, 19/F & 20/F, please refer to separate mechanical & electrical provisions plans under this section.  
3樓、5樓-9樓、10樓、19樓及20樓A單位之機電裝置平面圖，另載於本章節。



### 3/F-20/F 3樓-20樓

(4/F, 13/F & 14/F are omitted 不設4樓、13樓及14樓)

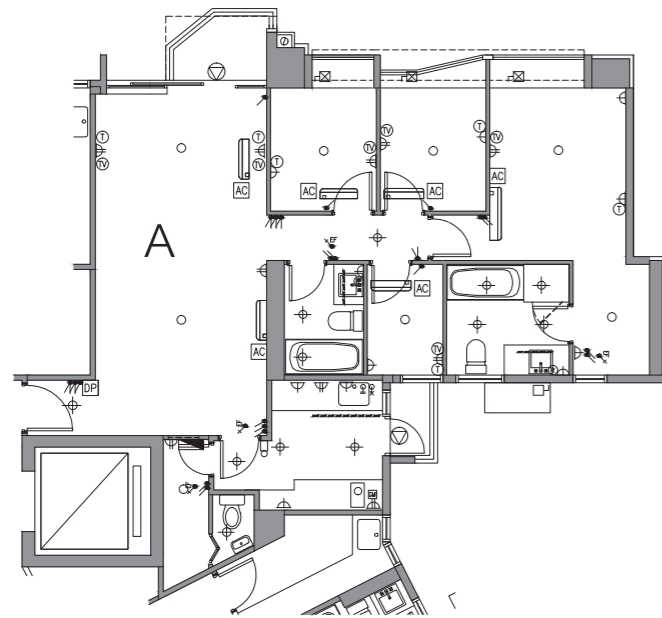
#### LEGEND 圖例

- |  |  |                                 |  |   |
|--|--|---------------------------------|--|---|
| ● 1-Way Lighting Switch<br>燈掣                      | ⊠ Isolator for Outdoor Air-Conditioner (Above Bay Window)<br>室外空調機開關掣 (放置於窗台頂) | Ⓣ Telephone Outlet<br>電話插座      | ■ M.C.B. Board<br>總電掣箱                       | ----- Ceiling Light Trough<br>假天花燈槽                               |
| ⚡ 2-Way Lighting Switch<br>二路燈掣                    | Ⓜ 13A Single Socket Outlet<br>13A 單位電插座  | Ⓜ TV/FM Outlet<br>電視及電台接收插座     | □ Wall Light<br>牆燈                           | ○ Washing Machine Connection Point (Water Outlet)<br>洗衣機接駁點 (去水位) |
| Ⓜ Switch for Exhaust Fan<br>抽氣扇開關掣                 | Ⓜ 13A Twin Socket Outlet<br>13A 雙位電插座  | Ⓜ Door Bell Push Button<br>門鈴按鈕 | ⊙ Balcony/Utility Platform Light<br>露台/工作平台燈 | ⊙ Washing Machine Connection Point (Water Inlet)<br>洗衣機接駁點 (來水位)  |
| Ⓜ Switch for Indoor Air-Conditioner<br>室內空調機接線位    | Ⓜ 13A Watertight Socket Outlet<br>13A 單位防水電插座                                  | Ⓜ Door Bell<br>門鈴               | ⊙ Downlight<br>天花燈                           | □ Indoor Air-Conditioner<br>室內空調機                                 |
| ⊠ Isolator for Outdoor Air-Conditioner<br>室外空調機開關掣 | Ⓜ Towngas Water Heater Remote Controller<br>煤氣熱水爐溫度控制                          | Ⓜ Doorphone<br>對講機              | ○ Lamp Holder<br>燈位                          | Ⓜ Towngas Water Heater<br>煤氣熱水爐                                   |
|  |  |                                 |  | Ⓜ Towngas Meter<br>煤氣錶  |

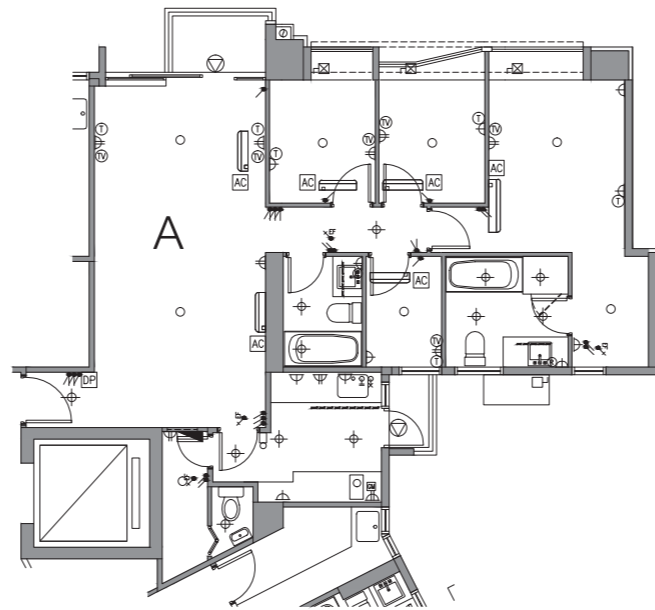
# Fittings, finishes and appliances 裝置、裝修物料及設備

## Tower 6 第六座

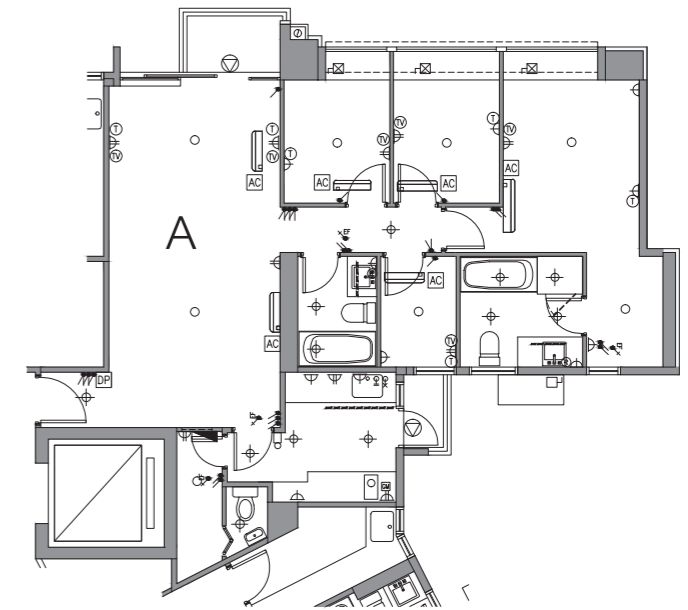
### Mechanical & electrical provisions plan 機電裝置平面圖



3/F Unit A Floor Plan  
3樓A單位平面圖



5/F-9/F Unit A Floor Plan (4/F is omitted)  
5樓-9樓A單位平面圖 (不設4樓)



10/F Unit A Floor Plan  
10樓A單位平面圖

### LEGEND 圖例

- 1-Way Lighting Switch  
燈掣
- ∨ 2-Way Lighting Switch  
二路燈掣
- ⊞ Switch for Exhaust Fan  
抽氣扇開關掣
- ⊞ Switch for Indoor Air-Conditioner  
室內空調機接線位
- ⊞ Isolator for Outdoor Air-Conditioner  
室外空調機開關掣

- ⊞ Isolator for Outdoor Air-Conditioner (Above Bay Window)  
室外空調機開關掣 (放置於窗台頂)
- ⊞ 13A Single Socket Outlet  
13A 單位電插座
- ⊞ 13A Twin Socket Outlet  
13A 雙位電插座
- ⊞ 13A Watertight Socket Outlet  
13A 單位防水電插座
- ⊞ Towngas Water Heater Remote Controller  
煤氣熱水爐溫度控制

- ⊞ Telephone Outlet  
電話插座
- ⊞ TV/FM Outlet  
電視及電台接收插座
- ⊞ Door Bell Push Button  
門鈴按鈕
- ⊞ Door Bell  
門鈴
- ⊞ Doorphone  
對講機

- ⊞ M.C.B. Board  
總電掣箱
- ⊞ Wall Light  
牆燈
- ⊞ Balcony/Utility Platform Light  
露台/工作平台燈
- ⊞ Downlight  
天花燈
- Lamp Holder  
燈位

- Ceiling Light Trough  
假天花燈槽
- Washing Machine Connection Point (Water Outlet)  
洗衣機接駁點 (去水位)
- ⊞ Washing Machine Connection Point (Water Inlet)  
洗衣機接駁點 (來水位)
- ⊞ Indoor Air-Conditioner  
室內空調機
- ⊞ Towngas Water Heater  
煤氣熱水爐
- ⊞ Towngas Meter  
煤氣錶

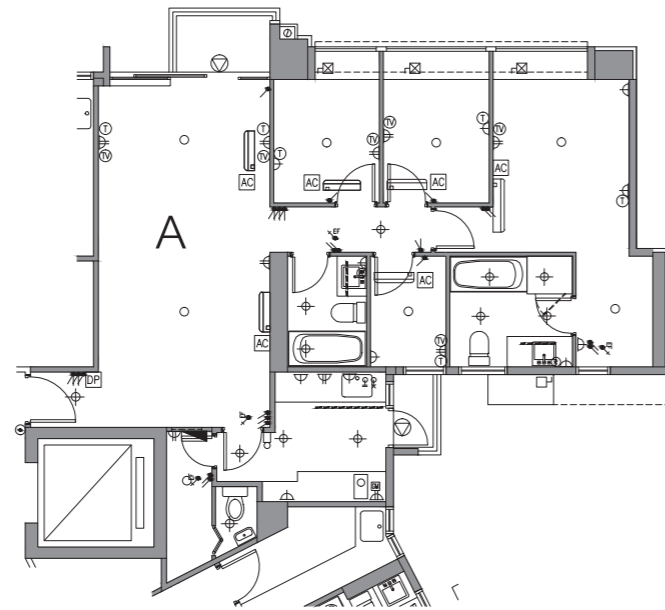
# Fittings, finishes and appliances

## 裝置、裝修物料及設備

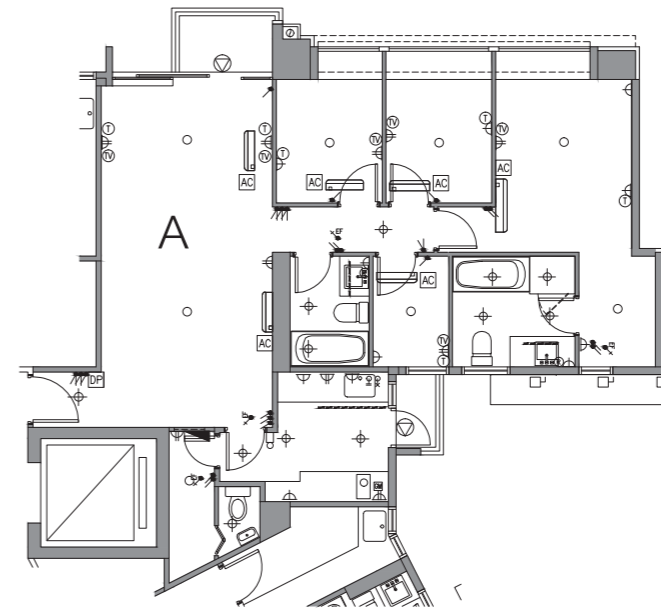
### Tower 6 第六座

### Mechanical & electrical provisions plan

### 機電裝置平面圖



19/F Unit A Floor Plan  
19樓A單位平面圖



20/F Unit A Floor Plan  
20樓A單位平面圖

#### LEGEND 圖例

- 1-Way Lighting Switch  
燈掣
- ∨ 2-Way Lighting Switch  
二路燈掣
- ⊗ Switch for Exhaust Fan  
抽氣扇開關掣
- Ⓜ Switch for Indoor Air-Conditioner  
室內空調機接線位
- Ⓜ Isolator for Outdoor Air-Conditioner  
室外空調機開關掣

- Ⓜ Isolator for Outdoor Air-Conditioner (Above Bay Window)  
室外空調機開關掣 (放置於窗台頂)
- Ⓜ 13A Single Socket Outlet  
13A 單位電插座
- Ⓜ 13A Twin Socket Outlet  
13A 雙位電插座
- Ⓜ 13A Watertight Socket Outlet  
13A 單位防水電插座
- Ⓜ Towngas Water Heater Remote Controller  
煤氣熱水爐溫度控制

- Ⓜ Telephone Outlet  
電話插座
- Ⓜ TV/FM Outlet  
電視及電台接收插座
- Ⓜ Door Bell Push Button  
門鈴按鈕
- Ⓜ Door Bell  
門鈴
- Ⓜ Doorphone  
對講機

- Ⓜ M.C.B. Board  
總電掣箱
- Ⓜ Wall Light  
牆燈
- Ⓜ Balcony/Utility Platform Light  
露台/工作平台燈
- Ⓜ Downlight  
天花燈
- Lamp Holder  
燈位

- Ceiling Light Trough  
假天花燈槽
- Washing Machine Connection Point (Water Outlet)  
洗衣機接駁點 (去水位)
- ⊗ Washing Machine Connection Point (Water Inlet)  
洗衣機接駁點 (來水位)
- Ⓜ Indoor Air-Conditioner  
室內空調機
- Ⓜ Towngas Water Heater  
煤氣熱水爐
- Ⓜ Towngas Meter  
煤氣錶



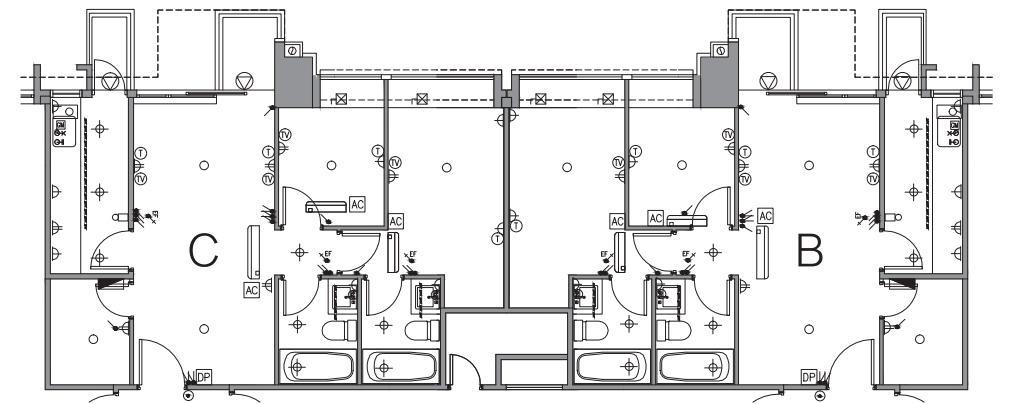
# Fittings, finishes and appliances 裝置、裝修物料及設備

## Tower 6 第六座

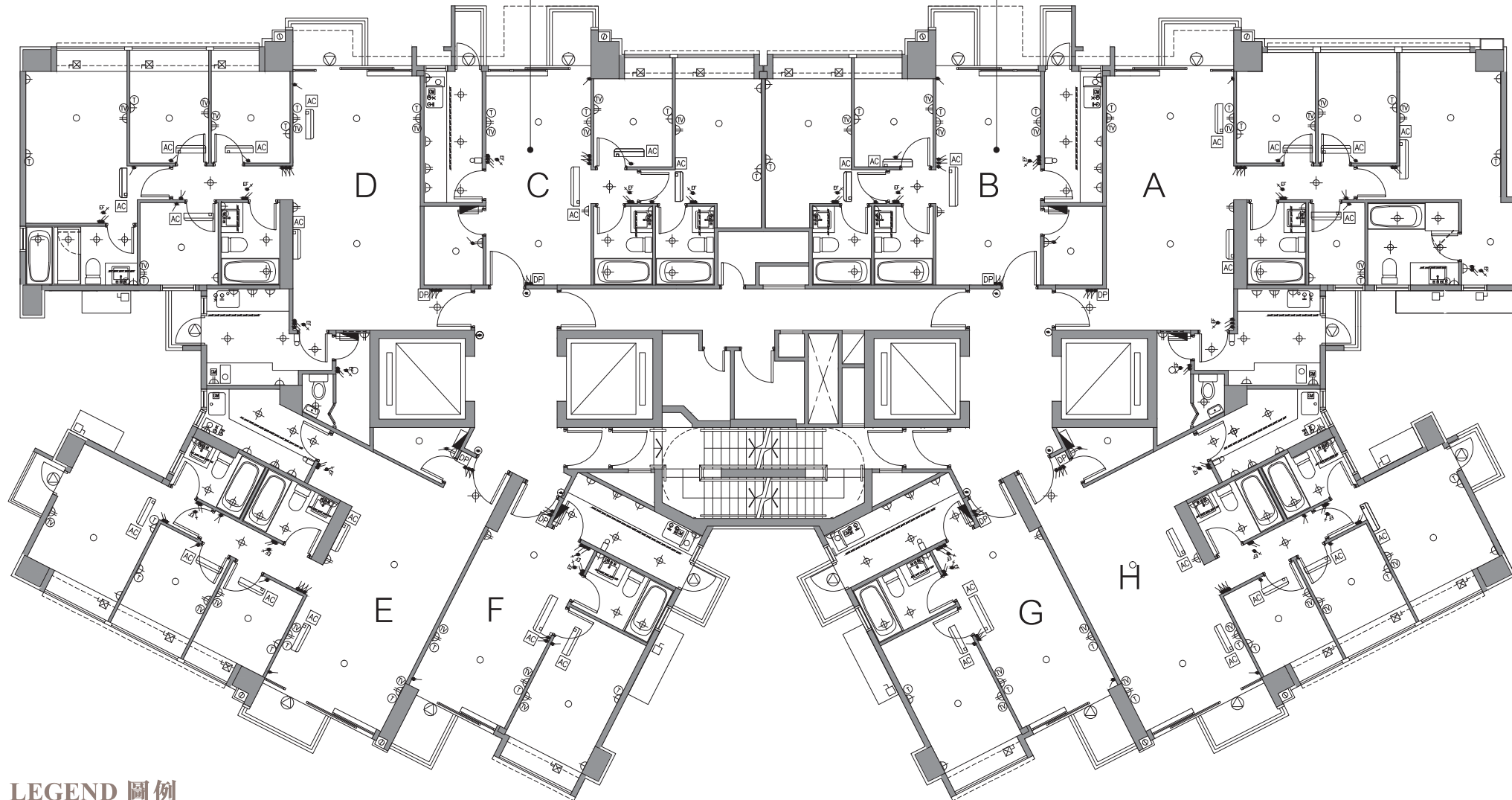
For Unit C on 23/F-26/F, please refer to separate mechanical & electrical provisions plan on this page.  
23樓-26樓C單位之機電裝置平面圖，另載於本頁。

### Mechanical & electrical provisions plan 機電裝置平面圖

For Unit B on 23/F-26/F, please refer to separate mechanical & electrical provisions plan on this page.  
23樓-26樓B單位之機電裝置平面圖，另載於本頁。



23/F-26/F Unit B & C  
Floor Plan  
23樓-26樓 B & C  
單位平面圖



21/F-26/F 21樓-26樓  
(24/F is omitted 不設24樓)

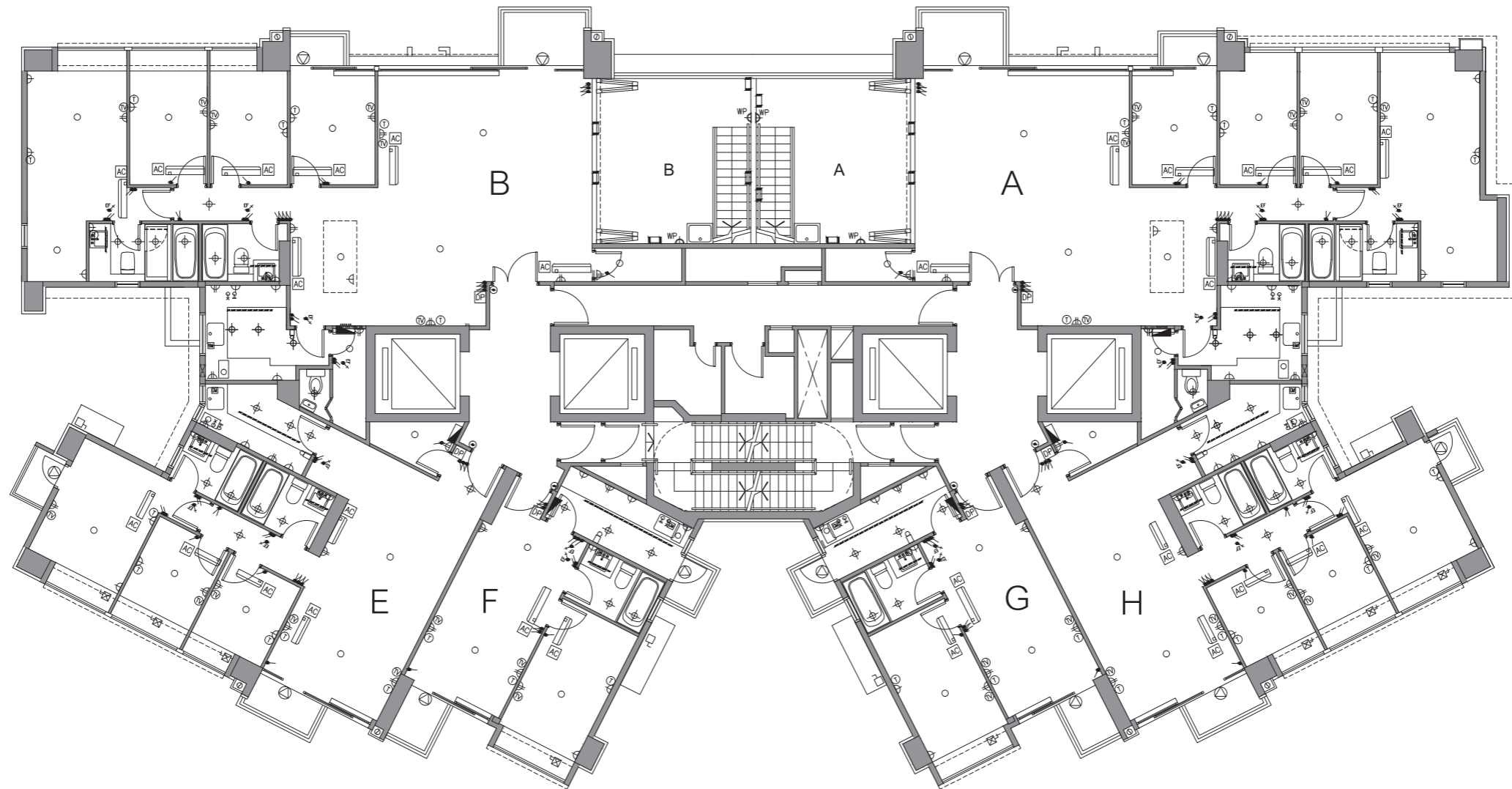
### LEGEND 圖例

- |  |  |                                 |  |   |
|--|--|---------------------------------|--|---|
| ● 1-Way Lighting Switch<br>燈掣                      | ⊠ Isolator for Outdoor Air-Conditioner (Above Bay Window)<br>室外空調機開關掣 (放置於窗台頂) | ☎ Telephone Outlet<br>電話插座      | ⬛ M.C.B. Board<br>總電掣箱                       | ----- Ceiling Light Trough<br>假天花燈槽                               |
| ⚡ 2-Way Lighting Switch<br>二路燈掣                    | ⚡ 13A Single Socket Outlet<br>13A 單位電插座  | 📺 TV/FM Outlet<br>電視及電台接收插座     | ◻ Wall Light<br>牆燈                           | ⊖ Washing Machine Connection Point (Water Outlet)<br>洗衣機接駁點 (去水位) |
| ⚙️ Switch for Exhaust Fan<br>抽氣扇開關掣                | ⚡ 13A Twin Socket Outlet<br>13A 雙位電插座  | 🔔 Door Bell Push Button<br>門鈴按鈕 | ☉ Balcony/Utility Platform Light<br>露台/工作平台燈 | ⊕ Washing Machine Connection Point (Water Inlet)<br>洗衣機接駁點 (來水位)  |
| ⊠ Switch for Indoor Air-Conditioner<br>室內空調機接線位    | ⚡ 13A Watertight Socket Outlet<br>13A 單位防水電插座                                  | 🔔 Door Bell<br>門鈴               | ⊕ Downlight<br>天花燈                           | ◻ Indoor Air-Conditioner<br>室內空調機                                 |
| ⊠ Isolator for Outdoor Air-Conditioner<br>室外空調機開關掣 | Ⓜ️ Towngas Water Heater Remote Controller<br>煤氣熱水爐溫度控制                         | ☎ Doorphone<br>對講機              | ○ Lamp Holder<br>燈位                          | 🔥 Towngas Water Heater<br>煤氣熱水爐                                   |
|  |  |                                 |  | Ⓜ️ Towngas Meter<br>煤氣錶   |

# Fittings, finishes and appliances 裝置、裝修物料及設備

## Tower 6 第六座

Mechanical & electrical provisions plan  
機電裝置平面圖



27/F 27樓

### LEGEND 圖例

- 1-Way Lighting Switch  
燈掣
- ⚡ 2-Way Lighting Switch  
二路燈掣
- ⚡ Switch for Exhaust Fan  
抽氣扇開關掣
- Ⓜ Switch for Indoor Air-Conditioner  
室內空調機接線位
- Ⓜ Isolator for Outdoor Air-Conditioner  
室外空調機開關掣

- Ⓜ Isolator for Outdoor Air-Conditioner (Above Bay Window)  
室外空調機開關掣 (放置於窗台頂)
- Ⓜ 13A Single Socket Outlet  
13A 單位電插座
- Ⓜ 13A Twin Socket Outlet  
13A 雙位電插座
- Ⓜ 13A Watertight Socket Outlet  
13A 單位防水電插座
- Ⓜ Towngas Water Heater Remote Controller  
煤氣熱水爐溫度控制

- Ⓜ Telephone Outlet  
電話插座
- Ⓜ TV/FM Outlet  
電視及電台接收插座
- Ⓜ Door Bell Push Button  
門鈴按鈕
- Ⓜ Door Bell  
門鈴
- Ⓜ Doorphone  
對講機

- Ⓜ M.C.B. Board  
總電掣箱
- Ⓜ Wall Light  
牆燈
- Ⓜ Balcony/Utility Platform Light  
露台/工作平台燈
- Ⓜ Downlight  
天花燈
- Ⓜ Lamp Holder  
燈位

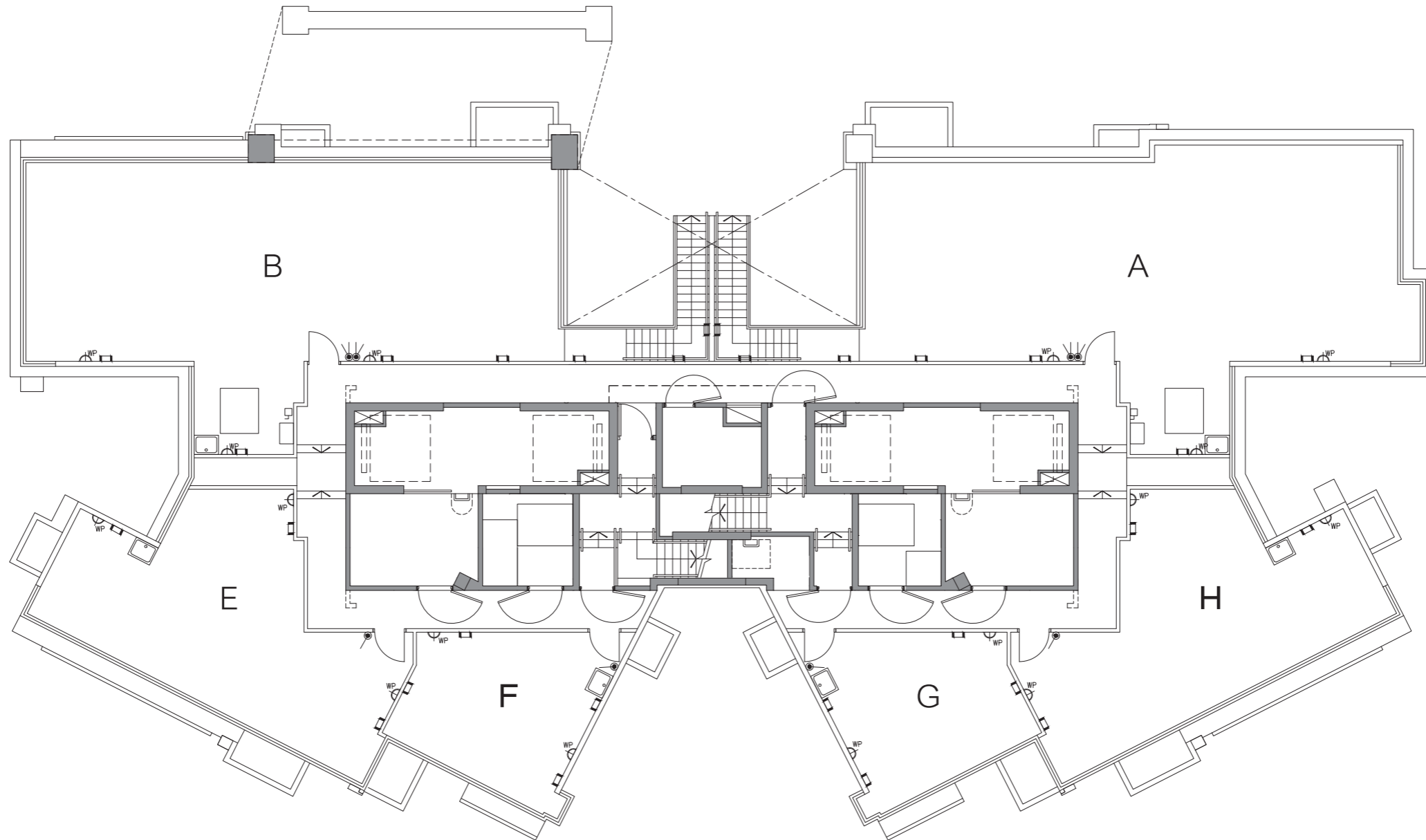
- Ceiling Light Trough  
假天花燈槽
- Ⓜ Washing Machine Connection Point (Water Outlet)  
洗衣機接駁點 (去水位)
- Ⓜ Washing Machine Connection Point (Water Inlet)  
洗衣機接駁點 (來水位)
- Ⓜ Indoor Air-Conditioner  
室內空調機
- Ⓜ Towngas Water Heater  
煤氣熱水爐
- Ⓜ Towngas Meter  
煤氣錶

# Fittings, finishes and appliances

## 裝置、裝修物料及設備

### Tower 6 第六座

Mechanical & electrical provisions plan  
機電裝置平面圖



### Roof 天台

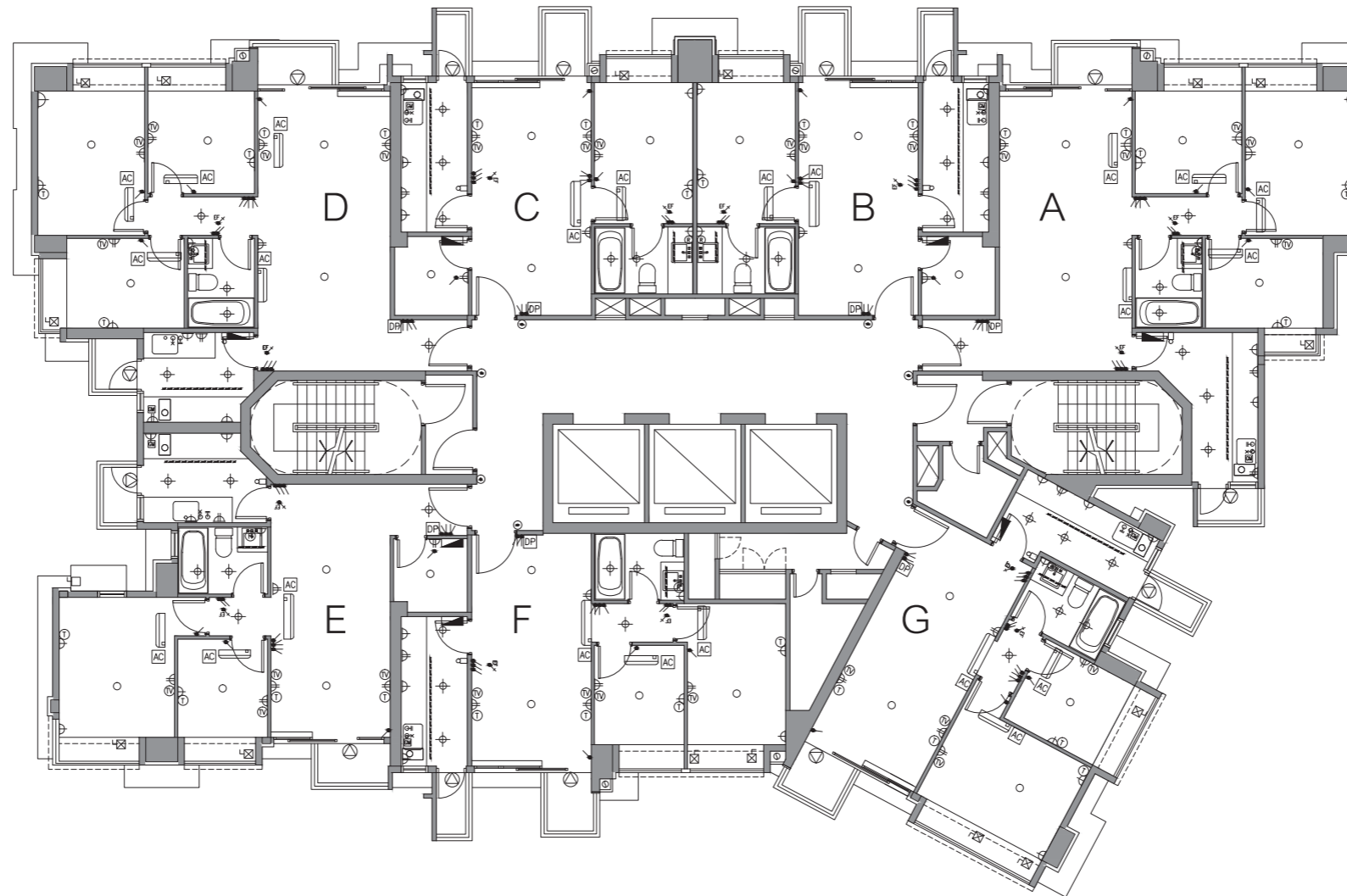
#### LEGEND 圖例

- |   |   |   |  |   |
|---|---|---|--|---|
| <ul style="list-style-type: none"> <li>● 1-Way Lighting Switch<br/>燈掣</li> <li>⚡ 2-Way Lighting Switch<br/>二路燈掣</li> <li>⚙️ Switch for Exhaust Fan<br/>抽氣扇開關掣</li> <li>Ⓜ️ Switch for Indoor Air-Conditioner<br/>室內空調機接線位</li> <li>Ⓜ️ Isolator for Outdoor Air-Conditioner<br/>室外空調機開關掣</li> <li>Ⓜ️ Isolator for Outdoor Air-Conditioner (Above Bay Window)<br/>室外空調機開關掣 (放置於窗台頂)</li> </ul> | <ul style="list-style-type: none"> <li>⚡ 13A Single Socket Outlet<br/>13A 單位電插座</li> <li>⚡ 13A Twin Socket Outlet<br/>13A 雙位電插座</li> <li>⚡ 13A Watertight Socket Outlet<br/>13A 單位防水電插座</li> <li>Ⓜ️ Towngas Water Heater Remote Controller<br/>煤氣熱水爐溫度控制</li> <li>☎️ Telephone Outlet<br/>電話插座</li> <li>📺 TV/FM Outlet<br/>電視及電台接收插座</li> </ul> | <ul style="list-style-type: none"> <li>🔔 Door Bell Push Button<br/>門鈴按鈕</li> <li>🔔 Door Bell<br/>門鈴</li> <li>📞 Doorphone<br/>對講機</li> <li>⚡ M.C.B. Board<br/>總電掣箱</li> <li>📺 Wall Light<br/>牆燈</li> </ul> | <ul style="list-style-type: none"> <li>☉ Balcony/Utility Platform Light<br/>露台/工作平台燈</li> <li>☉ Downlight<br/>天花燈</li> <li>☉ Lamp Holder<br/>燈位</li> <li>☉ 1-Way Watertight Lighting Switch<br/>防水燈掣</li> <li>☉ 2-Way Watertight Lighting Switch<br/>二路防水燈掣</li> </ul> | <ul style="list-style-type: none"> <li>----- Ceiling Light Trough<br/>假天花燈槽</li> <li>Ⓜ️ Washing Machine Connection Point (Water Outlet)<br/>洗衣機接駁點 (去水位)</li> <li>Ⓜ️ Washing Machine Connection Point (Water Inlet)<br/>洗衣機接駁點 (來水位)</li> <li>Ⓜ️ Indoor Air-Conditioner<br/>室內空調機</li> <li>Ⓜ️ Towngas Water Heater<br/>煤氣熱水爐</li> </ul> |
|---|---|---|--|---|

# Fittings, finishes and appliances 裝置、裝修物料及設備

## Tower 7 第七座

Mechanical & electrical provisions plan  
機電裝置平面圖



## 2/F 2樓

### LEGEND 圖例

- 1-Way Lighting Switch  
燈掣
- ∨ 2-Way Lighting Switch  
二路燈掣
- ⊗ Switch for Exhaust Fan  
抽氣扇開關掣
- ⊞ Switch for Indoor Air-Conditioner  
室內空調機接線位
- ⊞ Isolator for Outdoor Air-Conditioner  
室外空調機開關掣

- ⊞ Isolator for Outdoor Air-Conditioner (Above Bay Window)  
室外空調機開關掣 (放置於窗台頂)
- ⊞ 13A Single Socket Outlet  
13A 單位電插座
- ⊞ 13A Twin Socket Outlet  
13A 雙位電插座
- ⊞ 13A Watertight Socket Outlet  
13A 單位防水電插座
- ⊞ Towngas Water Heater Remote Controller  
煤氣熱水爐溫度控制

- ⊞ Telephone Outlet  
電話插座
- ⊞ TV/FM Outlet  
電視及電台接收插座
- ⊞ Door Bell Push Button  
門鈴按鈕
- ⊞ Door Bell  
門鈴
- ⊞ Doorphone  
對講機

- ⊞ M.C.B. Board  
總電掣箱
- ⊞ Wall Light  
牆燈
- ⊞ Balcony/Utility Platform Light  
露台/工作平台燈
- ⊞ Downlight  
天花燈
- Lamp Holder  
燈位

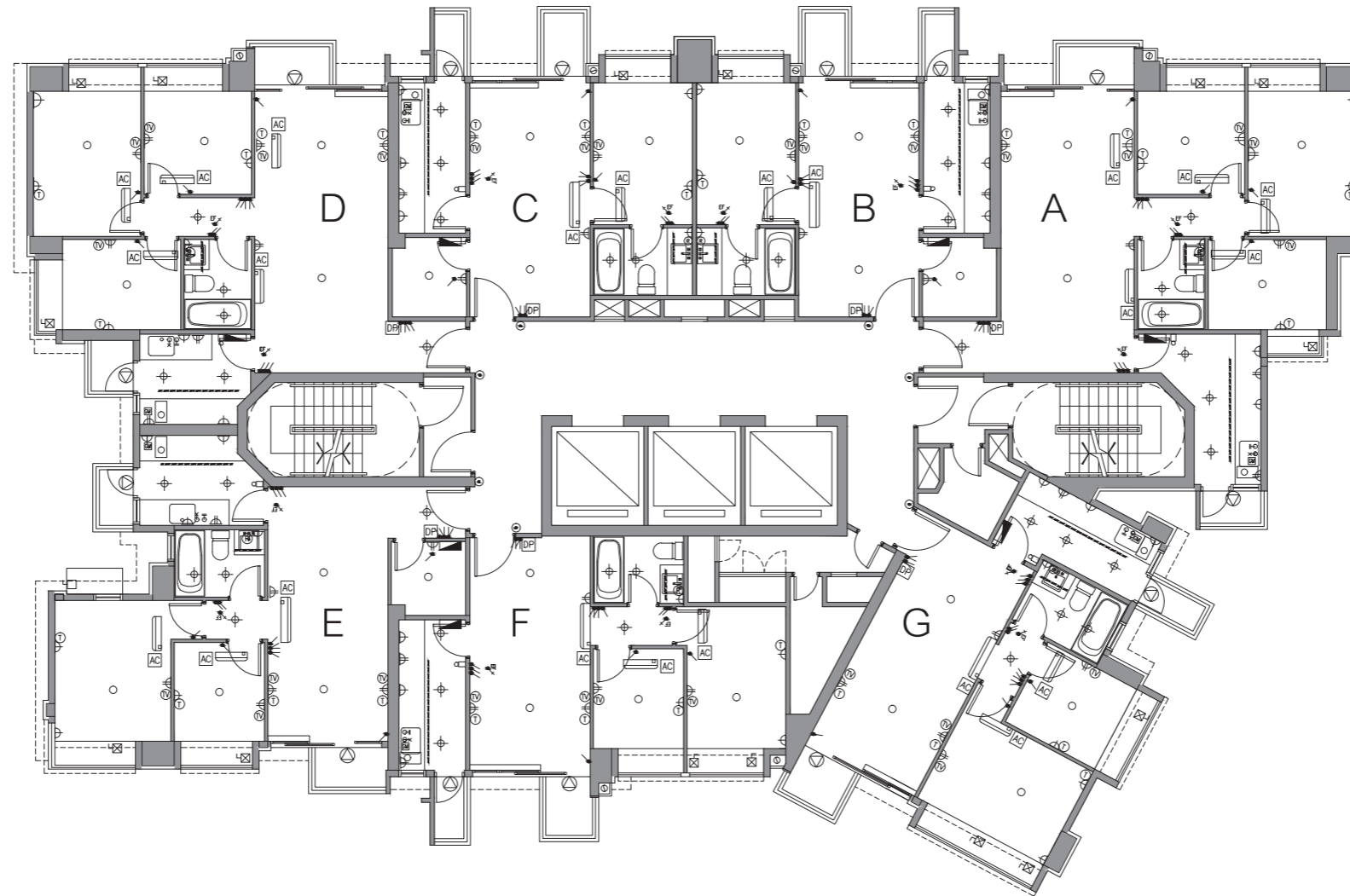
- Ceiling Light Trough  
假天花燈槽
- Washing Machine Connection Point (Water Outlet)  
洗衣機接駁點 (去水位)
- ⊗ Washing Machine Connection Point (Water Inlet)  
洗衣機接駁點 (來水位)
- ⊞ Indoor Air-Conditioner  
室內空調機
- ⊞ Towngas Water Heater  
煤氣熱水爐
- ⊞ Towngas Meter  
煤氣錶



# Fittings, finishes and appliances 裝置、裝修物料及設備

## Tower 7 第七座

Mechanical & electrical provisions plan  
機電裝置平面圖



### 3/F-27/F 3樓-27樓

(4/F, 13/F, 14/F & 24/F are omitted 不設4樓、13樓、14樓及24樓)

#### LEGEND 圖例

- 1-Way Lighting Switch  
燈掣
- ∨ 2-Way Lighting Switch  
二路燈掣
- ⊞ Switch for Exhaust Fan  
抽氣扇開關掣
- ⊞ Switch for Indoor Air-Conditioner  
室內空調機接線位
- ⊞ Isolator for Outdoor Air-Conditioner  
室外空調機開關掣

- ⊞ Isolator for Outdoor Air-Conditioner (Above Bay Window)  
室外空調機開關掣 (放置於窗台頂)
- ⊞ 13A Single Socket Outlet  
13A 單位電插座
- ⊞ 13A Twin Socket Outlet  
13A 雙位電插座
- ⊞ 13A Watertight Socket Outlet  
13A 單位防水電插座
- ⊞ Towngas Water Heater Remote Controller  
煤氣熱水爐溫度控制

- ⊞ Telephone Outlet  
電話插座
- ⊞ TV/FM Outlet  
電視及電台接收插座
- ⊞ Door Bell Push Button  
門鈴按鈕
- ⊞ Door Bell  
門鈴
- ⊞ Doorphone  
對講機

- ⊞ M.C.B. Board  
總電掣箱
- ⊞ Wall Light  
牆燈
- ⊞ Balcony/Utility Platform Light  
露台/工作平台燈
- ⊞ Downlight  
天花燈
- ⊞ Lamp Holder  
燈位

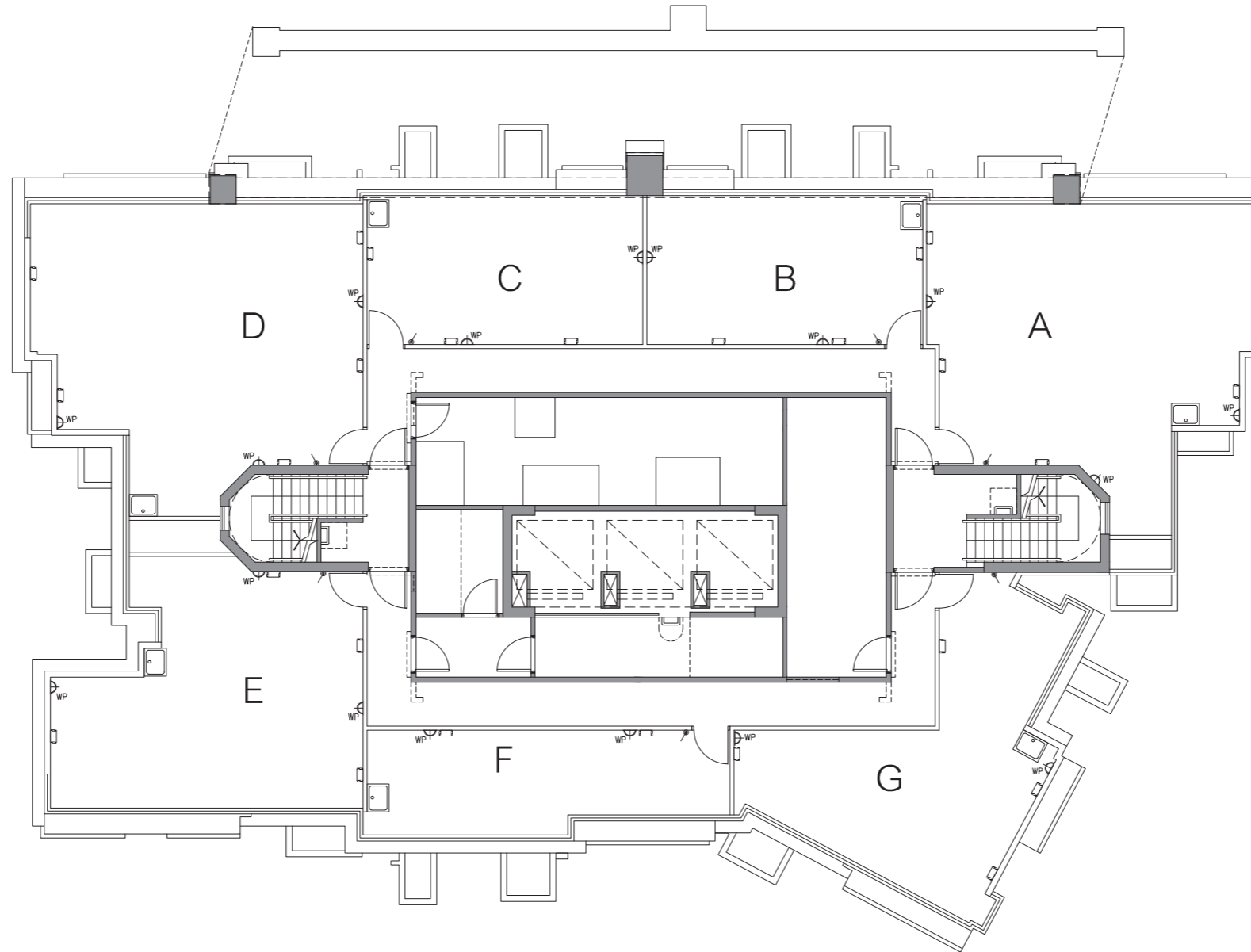
- Ceiling Light Trough  
假天花燈槽
- ⊞ Washing Machine Connection Point (Water Outlet)  
洗衣機接駁點 (去水位)
- ⊞ Washing Machine Connection Point (Water Inlet)  
洗衣機接駁點 (來水位)
- ⊞ Indoor Air-Conditioner  
室內空調機
- ⊞ Towngas Water Heater  
煤氣熱水爐
- ⊞ Towngas Meter  
煤氣錶



# Fittings, finishes and appliances 裝置、裝修物料及設備

## Tower 7 第七座

Mechanical & electrical provisions plan  
機電裝置平面圖



## Roof 天台

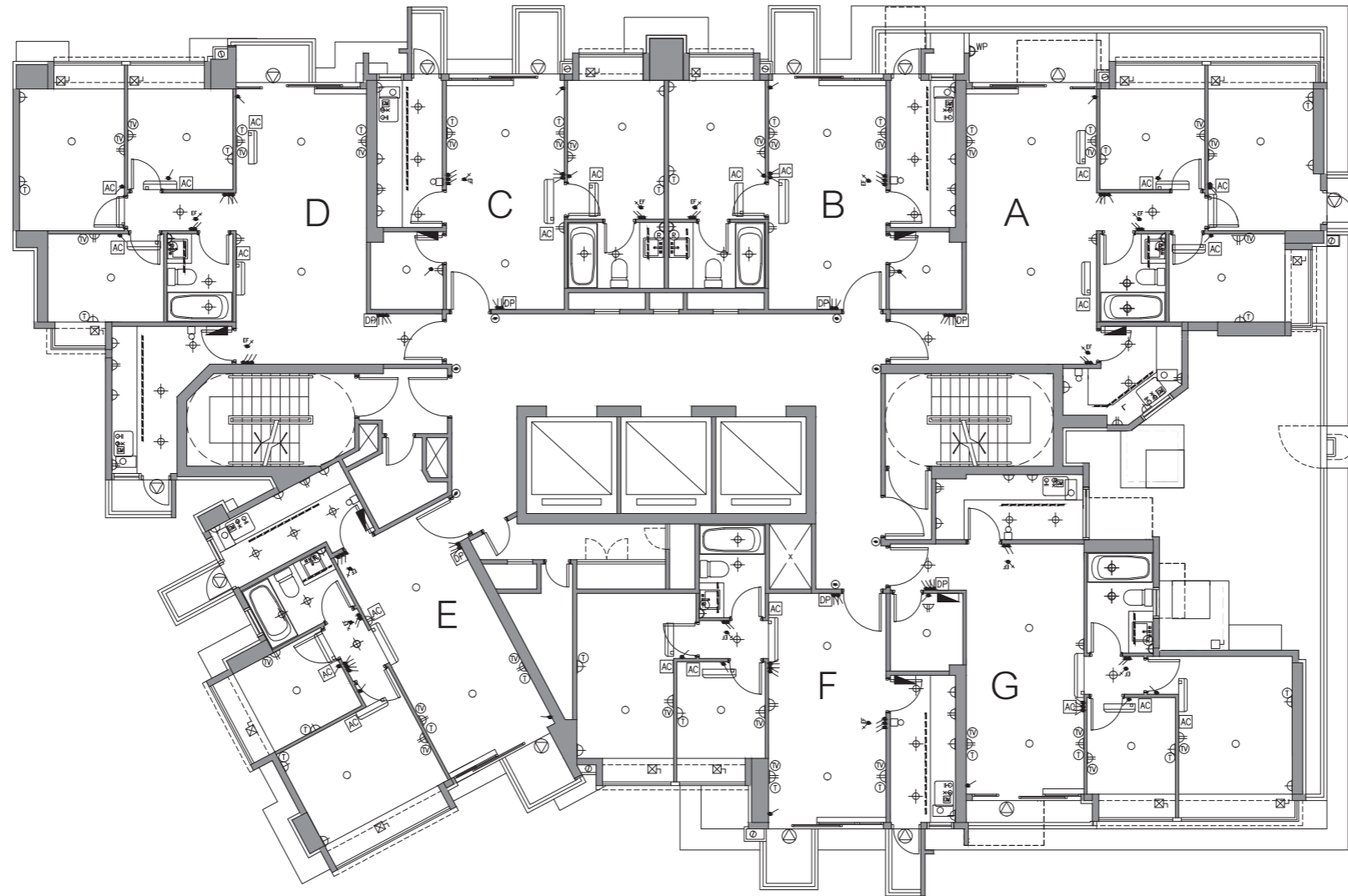
### LEGEND 圖例

- |   |   |   |  |   |
|---|---|---|--|---|
| <ul style="list-style-type: none"> <li>⬇ 1-Way Lighting Switch<br/>燈掣</li> <li>⬇ 2-Way Lighting Switch<br/>二路燈掣</li> <li>⚙ Switch for Exhaust Fan<br/>抽氣扇開關掣</li> <li>Ⓜ Switch for Indoor Air-Conditioner<br/>室內空調機接線位</li> <li>Ⓜ Isolator for Outdoor Air-Conditioner<br/>室外空調機開關掣</li> <li>Ⓜ Isolator for Outdoor Air-Conditioner (Above Bay Window)<br/>室外空調機開關掣 (放置於窗台頂)</li> </ul> | <ul style="list-style-type: none"> <li>Ⓜ 13A Single Socket Outlet<br/>13A 單位電插座</li> <li>Ⓜ 13A Twin Socket Outlet<br/>13A 雙位電插座</li> <li>Ⓜ 13A Watertight Socket Outlet<br/>13A 單位防水電插座</li> <li>Ⓜ Towngas Water Heater Remote Controller<br/>煤氣熱水爐溫度控制</li> <li>Ⓜ Telephone Outlet<br/>電話插座</li> <li>Ⓜ TV/FM Outlet<br/>電視及電台接收插座</li> </ul> | <ul style="list-style-type: none"> <li>Ⓜ Door Bell Push Button<br/>門鈴按鈕</li> <li>Ⓜ Door Bell<br/>門鈴</li> <li>Ⓜ Doorphone<br/>對講機</li> <li>Ⓜ M.C.B. Board<br/>總電掣箱</li> <li>Ⓜ Wall Light<br/>牆燈</li> </ul> | <ul style="list-style-type: none"> <li>Ⓜ Balcony/Utility Platform Light<br/>露台/工作平台燈</li> <li>Ⓜ Downlight<br/>天花燈</li> <li>Ⓜ Lamp Holder<br/>燈位</li> <li>Ⓜ 1-Way Watertight Lighting Switch<br/>防水燈掣</li> <li>Ⓜ 2-Way Watertight Lighting Switch<br/>二路防水燈掣</li> </ul> | <ul style="list-style-type: none"> <li>Ⓜ Ceiling Light Trough<br/>假天花燈槽</li> <li>Ⓜ Washing Machine Connection Point (Water Outlet)<br/>洗衣機接駁點 (去水位)</li> <li>Ⓜ Washing Machine Connection Point (Water Inlet)<br/>洗衣機接駁點 (來水位)</li> <li>Ⓜ Indoor Air-Conditioner<br/>室內空調機</li> <li>Ⓜ Towngas Water Heater<br/>煤氣熱水爐</li> </ul> |
|---|---|---|--|---|

# Fittings, finishes and appliances 裝置、裝修物料及設備

## Tower 8 第八座

### Mechanical & electrical provisions plan 機電裝置平面圖



2/F 2樓

#### LEGEND 圖例

- 1-Way Lighting Switch  
燈掣
- ∨ 2-Way Lighting Switch  
二路燈掣
- ⊞ Switch for Exhaust Fan  
抽氣扇開關掣
- ⊞ Switch for Indoor Air-Conditioner  
室內空調機接線位
- ⊞ Isolator for Outdoor Air-Conditioner  
室外空調機開關掣

- ⊞ Isolator for Outdoor Air-Conditioner (Above Bay Window)  
室外空調機開關掣 (放置於窗台頂)
- ⊞ 13A Single Socket Outlet  
13A 單位電插座
- ⊞ 13A Twin Socket Outlet  
13A 雙位電插座
- ⊞ 13A Watertight Socket Outlet  
13A 單位防水電插座
- ⊞ Towngas Water Heater Remote Controller  
煤氣熱水爐溫度控制

- ⊞ Telephone Outlet  
電話插座
- ⊞ TV/FM Outlet  
電視及電台接收插座
- ⊞ Door Bell Push Button  
門鈴按鈕
- ⊞ Door Bell  
門鈴
- ⊞ Doorphone  
對講機

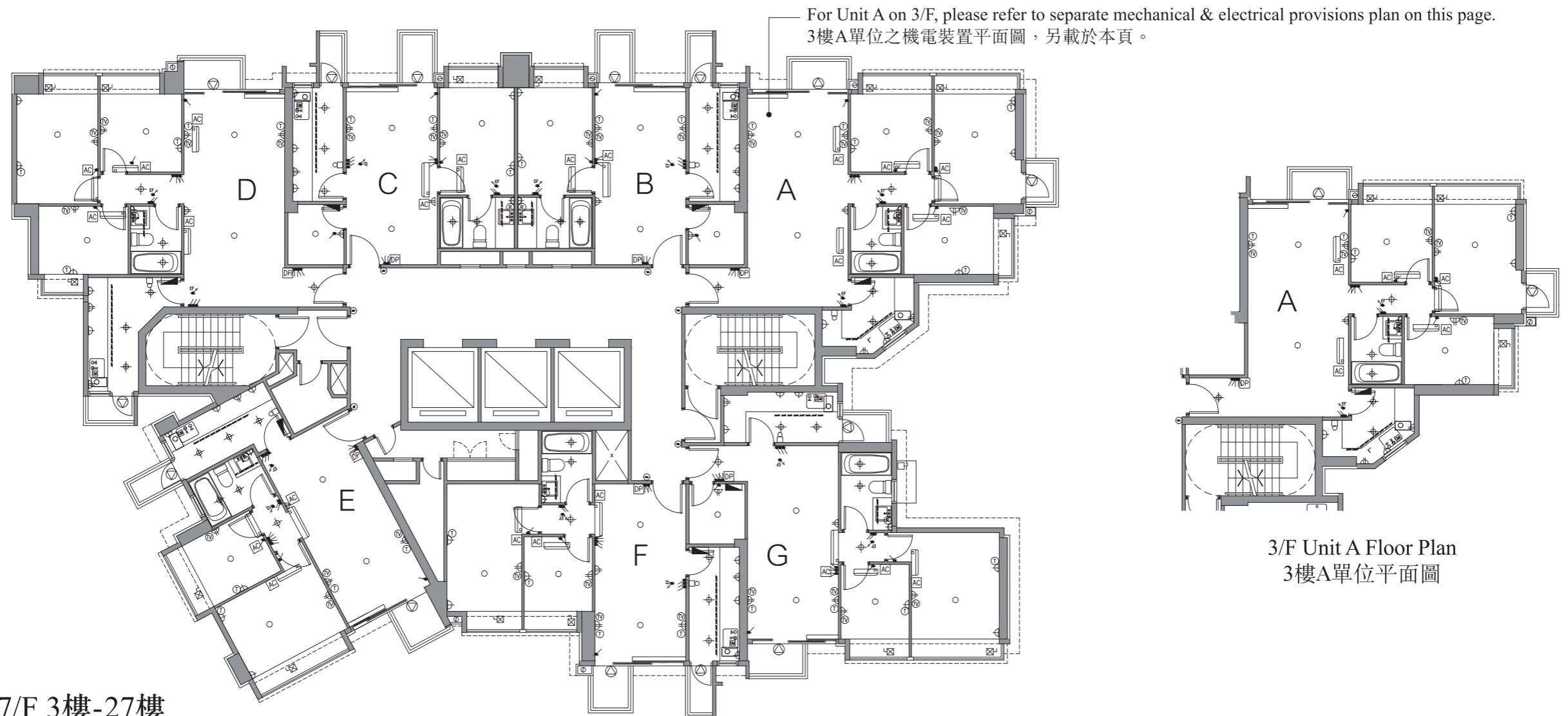
- ⊞ M.C.B. Board  
總電掣箱
- ⊞ Wall Light  
牆燈
- ⊞ Balcony/Utility Platform Light  
露台/工作平台燈
- ⊞ Downlight  
天花燈
- ⊞ Lamp Holder  
燈位

- Ceiling Light Trough  
假天花燈槽
- ⊞ Washing Machine Connection Point (Water Outlet)  
洗衣機接駁點 (去水位)
- ⊞ Washing Machine Connection Point (Water Inlet)  
洗衣機接駁點 (來水位)
- ⊞ Indoor Air-Conditioner  
室內空調機
- ⊞ Towngas Water Heater  
煤氣熱水爐
- ⊞ Towngas Meter  
煤氣錶

# Fittings, finishes and appliances 裝置、裝修物料及設備

## Tower 8 第八座

### Mechanical & electrical provisions plan 機電裝置平面圖



### 3/F-27/F 3樓-27樓

(4/F, 13/F, 14/F & 24/F are omitted 不設4樓、13樓、14樓及24樓)

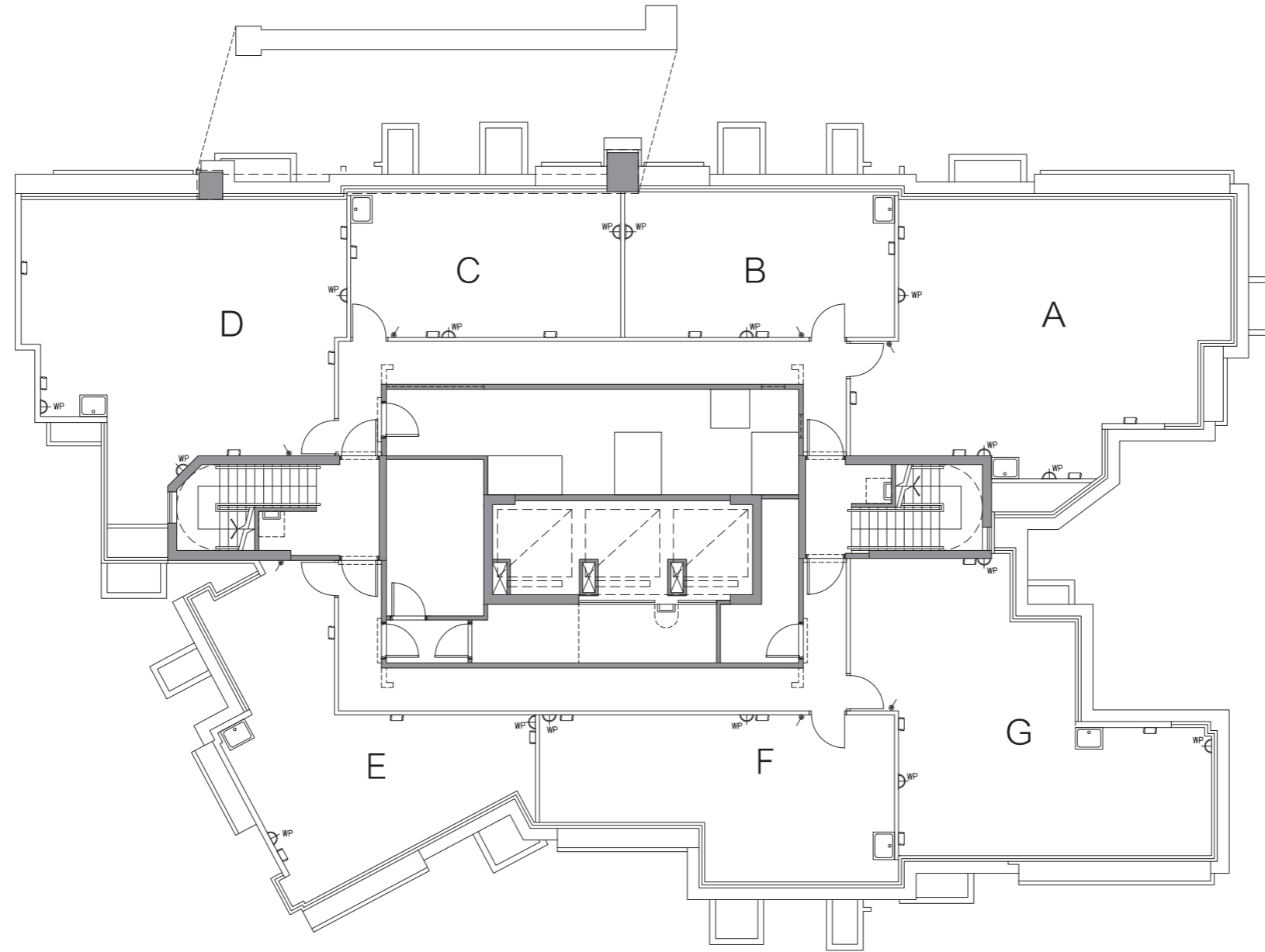
#### LEGEND 圖例

- |  |  |                                 |  |   |
|--|--|---------------------------------|--|---|
| ● 1-Way Lighting Switch<br>燈掣                      | ⊠ Isolator for Outdoor Air-Conditioner (Above Bay Window)<br>室外空調機開關掣 (放置於窗台頂) | ☎ Telephone Outlet<br>電話插座      | ■ M.C.B. Board<br>總電掣箱                       | ----- Ceiling Light Trough<br>假天花燈槽                               |
| ⚡ 2-Way Lighting Switch<br>二路燈掣                    | ⚡ 13A Single Socket Outlet<br>13A 單位電插座  | 📺 TV/FM Outlet<br>電視及電台接收插座     | □ Wall Light<br>牆燈                           | ○ Washing Machine Connection Point (Water Outlet)<br>洗衣機接駁點 (去水位) |
| ⚙️ Switch for Exhaust Fan<br>抽氣扇開關掣                | ⚡ 13A Twin Socket Outlet<br>13A 雙位電插座  | 🔔 Door Bell Push Button<br>門鈴按鈕 | ☉ Balcony/Utility Platform Light<br>露台/工作平台燈 | ⊕ Washing Machine Connection Point (Water Inlet)<br>洗衣機接駁點 (來水位)  |
| ⊠ Switch for Indoor Air-Conditioner<br>室內空調機接線位    | ⚡ 13A Watertight Socket Outlet<br>13A 單位防水電插座                                  | 🔔 Door Bell<br>門鈴               | ⊕ Downlight<br>天花燈                           | ☉ Indoor Air-Conditioner<br>室內空調機                                 |
| ⊠ Isolator for Outdoor Air-Conditioner<br>室外空調機開關掣 | Ⓜ️ Towngas Water Heater Remote Controller<br>煤氣熱水爐溫度控制                         | ☎ Doorphone<br>對講機              | ○ Lamp Holder<br>燈位                          | ☉ Towngas Water Heater<br>煤氣熱水爐                                   |
|  |  |                                 |  | Ⓜ️ Towngas Meter<br>煤氣錶   |

# Fittings, finishes and appliances 裝置、裝修物料及設備

## Tower 8 第八座

Mechanical & electrical provisions plan  
機電裝置平面圖



## Roof 天台

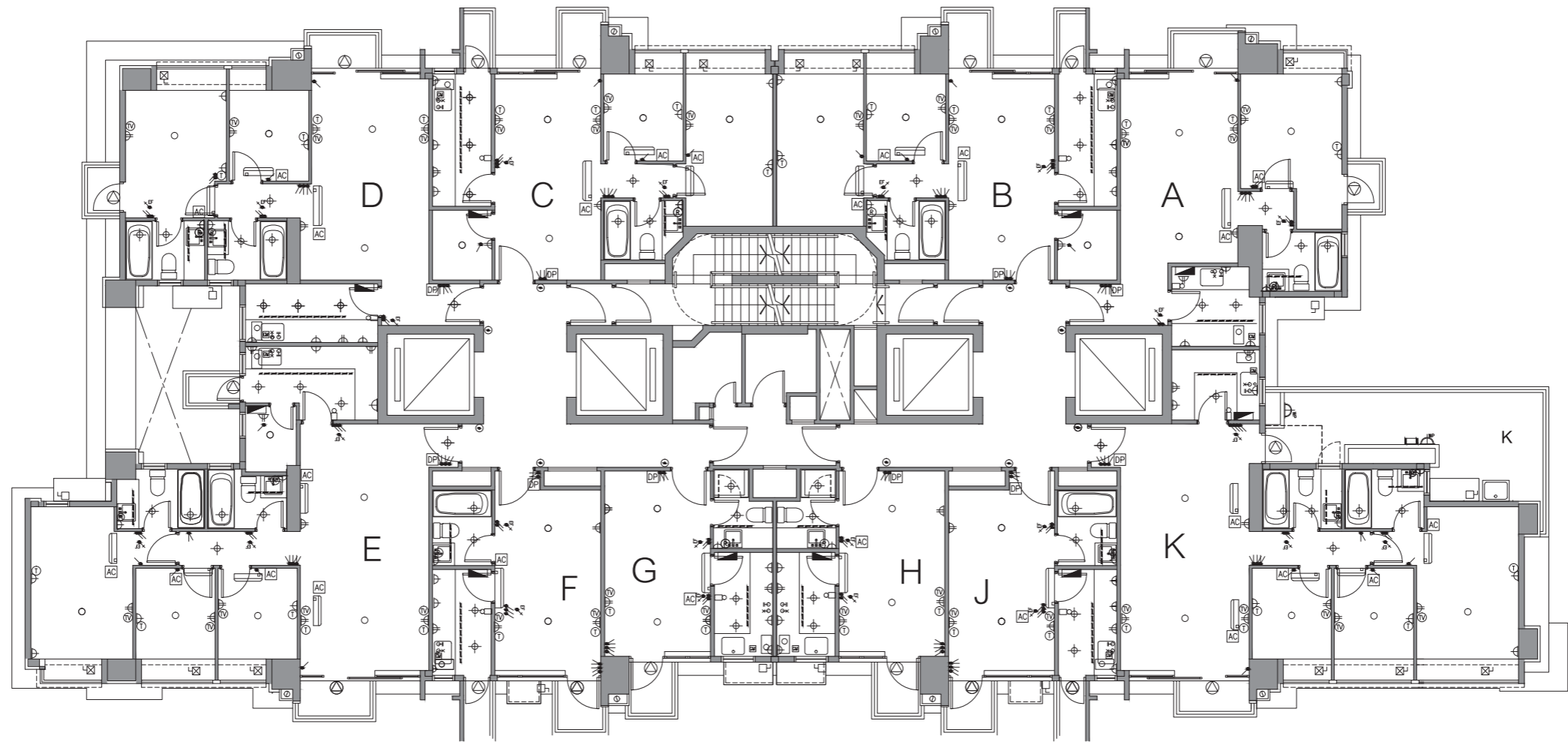
### LEGEND 圖例

- |   |   |   |  |   |
|---|---|---|--|---|
| <ul style="list-style-type: none"> <li>● 1-Way Lighting Switch<br/>燈掣</li> <li>∨ 2-Way Lighting Switch<br/>二路燈掣</li> <li>⊞ Switch for Exhaust Fan<br/>抽氣扇開關掣</li> <li>⊞ Switch for Indoor Air-Conditioner<br/>室內空調機接線位</li> <li>⊞ Isolator for Outdoor Air-Conditioner<br/>室外空調機開關掣</li> <li>⊞ Isolator for Outdoor Air-Conditioner (Above Bay Window)<br/>室外空調機開關掣 (放置於窗台頂)</li> </ul> | <ul style="list-style-type: none"> <li>⊞ 13A Single Socket Outlet<br/>13A 單位電插座</li> <li>⊞ 13A Twin Socket Outlet<br/>13A 雙位電插座</li> <li>⊞ 13A Watertight Socket Outlet<br/>13A 單位防水電插座</li> <li>⊞ Towngas Water Heater Remote Controller<br/>煤氣熱水爐溫度控制</li> <li>⊞ Telephone Outlet<br/>電話插座</li> <li>⊞ TV/FM Outlet<br/>電視及電台接收插座</li> </ul> | <ul style="list-style-type: none"> <li>⊞ Door Bell Push Button<br/>門鈴按鈕</li> <li>⊞ Door Bell<br/>門鈴</li> <li>⊞ Doorphone<br/>對講機</li> <li>⊞ M.C.B. Board<br/>總電掣箱</li> <li>⊞ Wall Light<br/>牆燈</li> </ul> | <ul style="list-style-type: none"> <li>⊞ Balcony/Utility Platform Light<br/>露台/工作平台燈</li> <li>⊞ Downlight<br/>天花燈</li> <li>⊞ Lamp Holder<br/>燈位</li> <li>⊞ 1-Way Watertight Lighting Switch<br/>防水燈掣</li> <li>⊞ 2-Way Watertight Lighting Switch<br/>二路防水燈掣</li> </ul> | <ul style="list-style-type: none"> <li>⊞ Ceiling Light Trough<br/>假天花燈槽</li> <li>⊞ Washing Machine Connection Point (Water Outlet)<br/>洗衣機接駁點 (去水位)</li> <li>⊞ Washing Machine Connection Point (Water Inlet)<br/>洗衣機接駁點 (來水位)</li> <li>⊞ Indoor Air-Conditioner<br/>室內空調機</li> <li>⊞ Towngas Water Heater<br/>煤氣熱水爐</li> </ul> |
|---|---|---|--|---|

# Fittings, finishes and appliances 裝置、裝修物料及設備

## Tower 9 第九座

### Mechanical & electrical provisions plan 機電裝置平面圖



## 2/F 2樓

### LEGEND 圖例

- |  |  |  |  |  |
|--|--|--|--|--|
| <ul style="list-style-type: none"> <li>● 1-Way Lighting Switch<br/>燈掣</li> <li>∨ 2-Way Lighting Switch<br/>二路燈掣</li> <li>⊗ Switch for Exhaust Fan<br/>抽氣扇開關掣</li> <li>⊕ Switch for Indoor Air-Conditioner<br/>室內空調機接線位</li> <li>□ Isolator for Outdoor Air-Conditioner<br/>室外空調機開關掣</li> </ul> | <ul style="list-style-type: none"> <li>⊗ Isolator for Outdoor Air-Conditioner (Above Bay Window)<br/>室外空調機開關掣 (放置於窗台頂)</li> <li>⊕ 13A Single Socket Outlet<br/>13A 單位電插座</li> <li>⊕ 13A Twin Socket Outlet<br/>13A 雙位電插座</li> <li>⊕<sup>WP</sup> 13A Watertight Socket Outlet<br/>13A 單位防水電插座</li> <li>Ⓜ Towngas Water Heater Remote Controller<br/>煤氣熱水爐溫度控制</li> </ul> | <ul style="list-style-type: none"> <li>Ⓜ Telephone Outlet<br/>電話插座</li> <li>Ⓜ TV/FM Outlet<br/>電視及電台接收插座</li> <li>Ⓜ Door Bell Push Button<br/>門鈴按鈕</li> <li>Ⓜ Door Bell<br/>門鈴</li> <li>Ⓜ Doorphone<br/>對講機</li> </ul> | <ul style="list-style-type: none"> <li>■ M.C.B. Board<br/>總電掣箱</li> <li>□ Wall Light<br/>牆燈</li> <li>⊗ Balcony/Utility Platform Light<br/>露台/工作平台燈</li> <li>⊕ Downlight<br/>天花燈</li> <li>○ Lamp Holder<br/>燈位</li> </ul> | <ul style="list-style-type: none"> <li>----- Ceiling Light Trough<br/>假天花燈槽</li> <li>○ Washing Machine Connection Point (Water Outlet)<br/>洗衣機接駁點 (去水位)</li> <li>⊗ Washing Machine Connection Point (Water Inlet)<br/>洗衣機接駁點 (來水位)</li> <li>⊕ Indoor Air-Conditioner<br/>室內空調機</li> <li>⊕ Towngas Water Heater<br/>煤氣熱水爐</li> <li>Ⓜ Towngas Meter<br/>煤氣錶</li> </ul> |
|--|--|--|--|--|

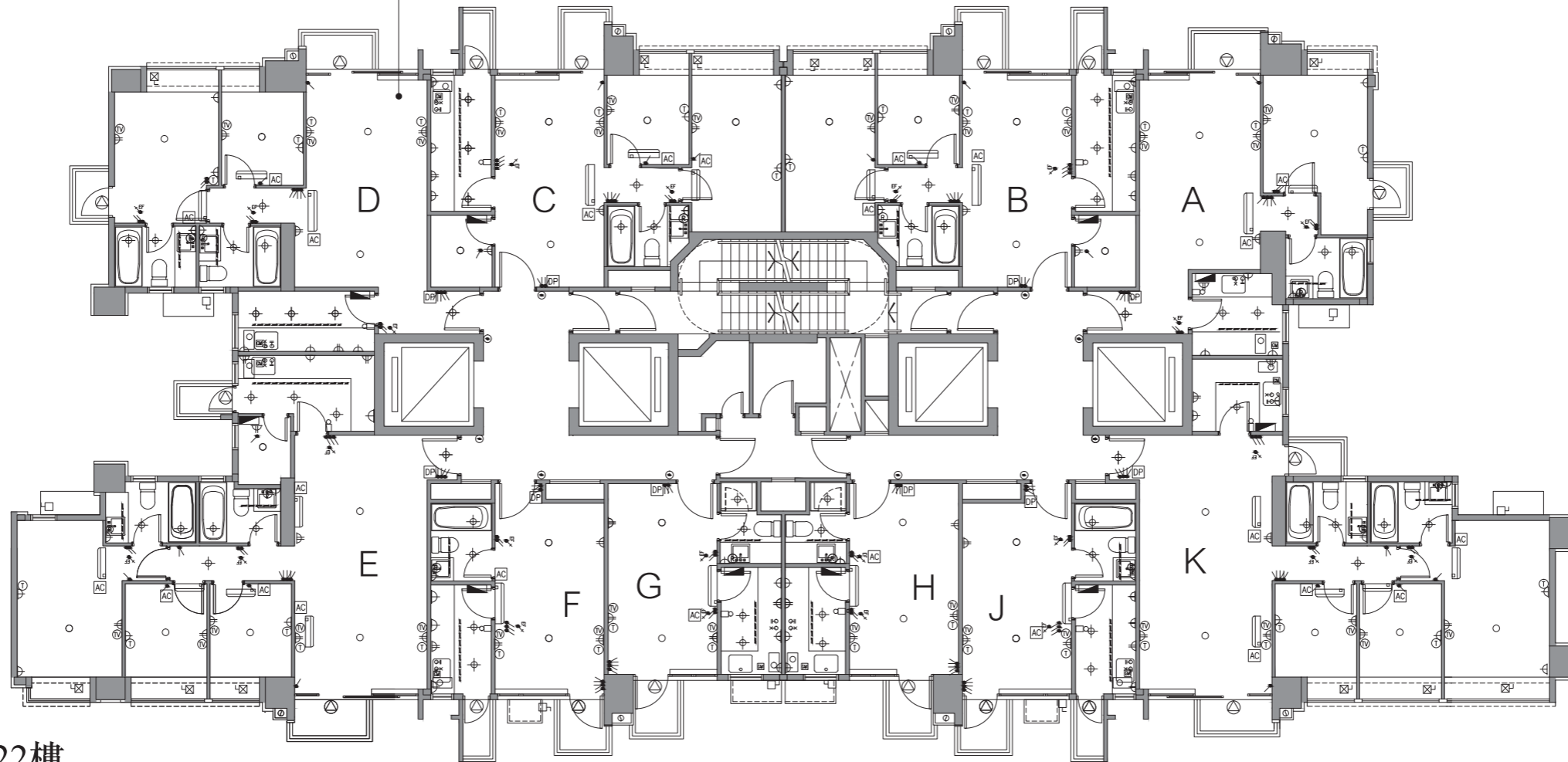


# Fittings, finishes and appliances 裝置、裝修物料及設備

## Tower 9 第九座

### Mechanical & electrical provisions plan 機電裝置平面圖

For Unit D on 21/F & 22/F, please refer to separate mechanical & electrical provisions plans under this section.  
21樓及22樓D單位之機電裝置平面圖，另載於本章節。



## 3/F-22/F 3樓-22樓

(4/F, 13/F & 14/F are omitted 不設4樓、13樓及14樓)

### LEGEND 圖例

- 1-Way Lighting Switch  
燈掣
- ∨ 2-Way Lighting Switch  
二路燈掣
- ⚡ Switch for Exhaust Fan  
抽氣扇開關掣
- Ⓜ Switch for Indoor Air-Conditioner  
室內空調機接線位
- Isolator for Outdoor Air-Conditioner  
室外空調機開關掣

- ⊠ Isolator for Outdoor Air-Conditioner (Above Bay Window)  
室外空調機開關掣 (放置於窗台頂)
- Ⓜ 13A Single Socket Outlet  
13A 單位電插座
- Ⓜ 13A Twin Socket Outlet  
13A 雙位電插座
- Ⓜ 13A Watertight Socket Outlet  
13A 單位防水電插座
- Ⓜ Towngas Water Heater Remote Controller  
煤氣熱水爐溫度控制

- Ⓜ Telephone Outlet  
電話插座
- Ⓜ TV/FM Outlet  
電視及電台接收插座
- Ⓜ Door Bell Push Button  
門鈴按鈕
- Ⓜ Door Bell  
門鈴
- Ⓜ Doorphone  
對講機

- Ⓜ M.C.B. Board  
總電掣箱
- Ⓜ Wall Light  
牆燈
- Ⓜ Balcony/Utility Platform Light  
露台/工作平台燈
- Ⓜ Downlight  
天花燈
- Ⓜ Lamp Holder  
燈位

- Ceiling Light Trough  
假天花燈槽
- Washing Machine Connection Point (Water Outlet)  
洗衣機接駁點 (去水位)
- Washing Machine Connection Point (Water Inlet)  
洗衣機接駁點 (來水位)
- Ⓜ Indoor Air-Conditioner  
室內空調機
- Ⓜ Towngas Water Heater  
煤氣熱水爐
- Ⓜ Towngas Meter  
煤氣錶

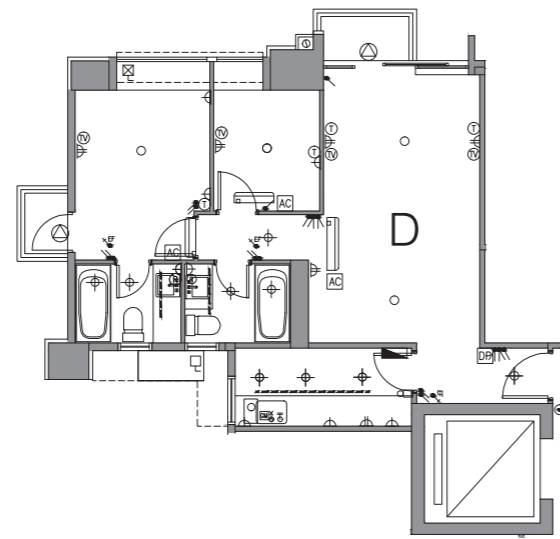
# Fittings, finishes and appliances

## 裝置、裝修物料及設備

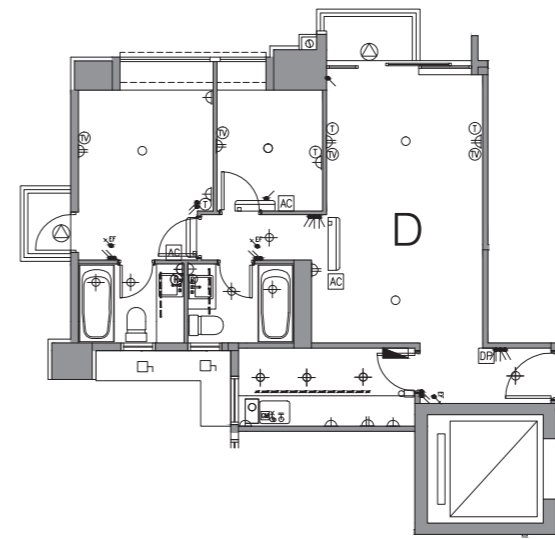
### Tower 9 第九座

### Mechanical & electrical provisions plan

### 機電裝置平面圖



21/F Unit D Floor Plan  
21樓D單位平面圖



22/F Unit D Floor Plan  
22樓D單位平面圖

#### LEGEND 圖例

- 1-Way Lighting Switch  
燈掣
- ∨ 2-Way Lighting Switch  
二路燈掣
- ⊞ Switch for Exhaust Fan  
抽氣扇開關掣
- ⊞ Switch for Indoor Air-Conditioner  
室內空調機接線位
- ⊞ Isolator for Outdoor Air-Conditioner  
室外空調機開關掣

- ⊞ Isolator for Outdoor Air-Conditioner (Above Bay Window)  
室外空調機開關掣 (放置於窗台頂)
- ⊞ 13A Single Socket Outlet  
13A 單位電插座
- ⊞ 13A Twin Socket Outlet  
13A 雙位電插座
- ⊞ 13A Watertight Socket Outlet  
13A 單位防水電插座
- ⊞ Towngas Water Heater Remote Controller  
煤氣熱水爐溫度控制

- ⊞ Telephone Outlet  
電話插座
- ⊞ TV/FM Outlet  
電視及電台接收插座
- ⊞ Door Bell Push Button  
門鈴按鈕
- ⊞ Door Bell  
門鈴
- ⊞ Doorphone  
對講機

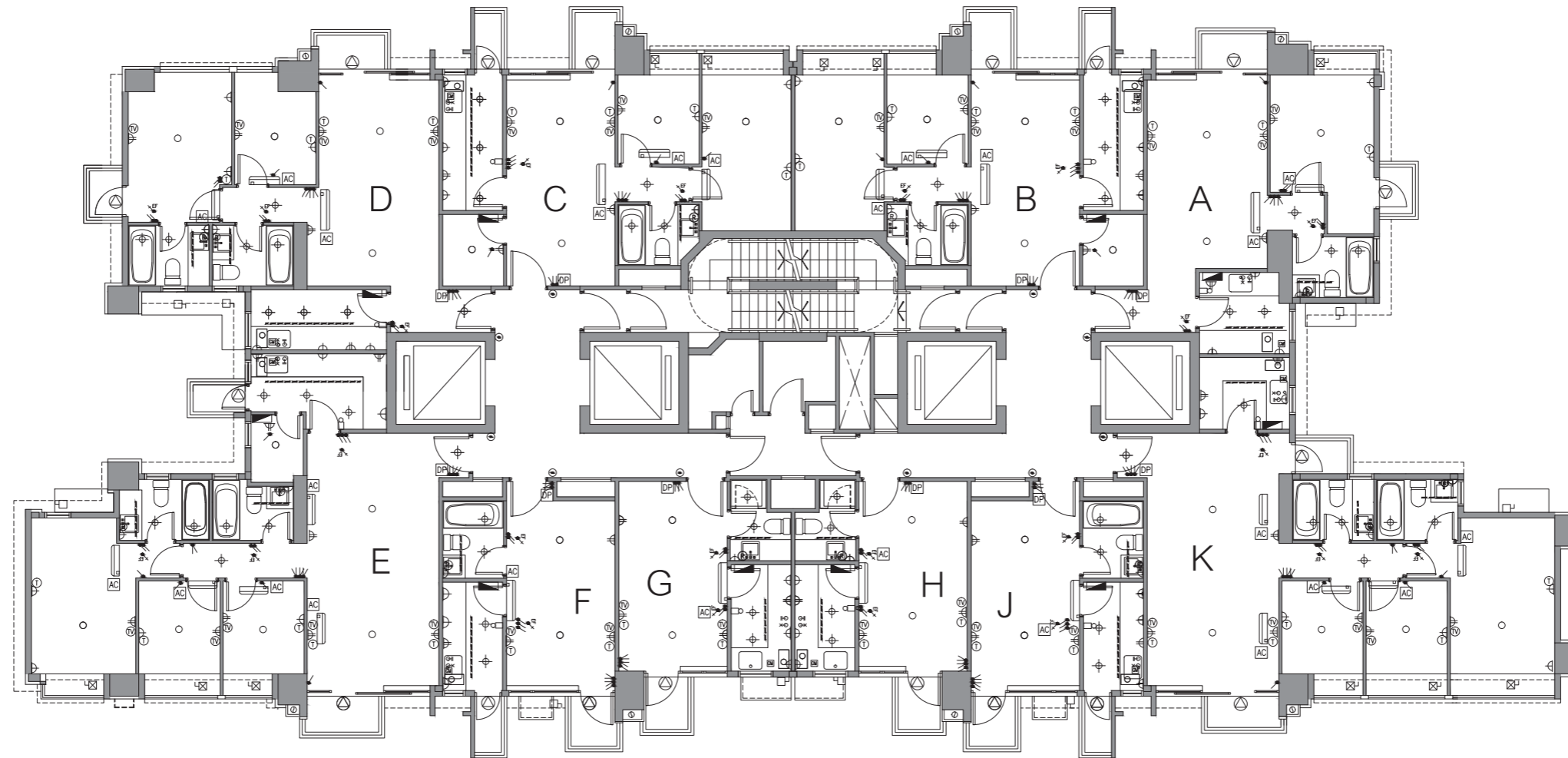
- ⊞ M.C.B. Board  
總電掣箱
- ⊞ Wall Light  
牆燈
- ⊞ Balcony/Utility Platform Light  
露台/工作平台燈
- ⊞ Downlight  
天花燈
- Lamp Holder  
燈位

- Ceiling Light Trough  
假天花燈槽
- Washing Machine Connection Point (Water Outlet)  
洗衣機接駁點 (去水位)
- ⊞ Washing Machine Connection Point (Water Inlet)  
洗衣機接駁點 (來水位)
- ⊞ Indoor Air-Conditioner  
室內空調機
- ⊞ Towngas Water Heater  
煤氣熱水爐
- ⊞ Towngas Meter  
煤氣錶

# Fittings, finishes and appliances 裝置、裝修物料及設備

## Tower 9 第九座

### Mechanical & electrical provisions plan 機電裝置平面圖



23/F-27/F 23樓-27樓  
(24/F is omitted 不設24樓)

#### LEGEND 圖例

- 1-Way Lighting Switch  
燈掣
- ∨ 2-Way Lighting Switch  
二路燈掣
- ⊞ Switch for Exhaust Fan  
抽氣扇開關掣
- ⊞ Switch for Indoor Air-Conditioner  
室內空調機接線位
- ⊞ Isolator for Outdoor Air-Conditioner  
室外空調機開關掣

- ⊞ Isolator for Outdoor Air-Conditioner (Above Bay Window)  
室外空調機開關掣 (放置於窗台頂)
- ⊞ 13A Single Socket Outlet  
13A 單位電插座
- ⊞ 13A Twin Socket Outlet  
13A 雙位電插座
- ⊞ 13A Watertight Socket Outlet  
13A 單位防水電插座
- ⊞ Towngas Water Heater Remote Controller  
煤氣熱水爐溫度控制

- ⊞ Telephone Outlet  
電話插座
- ⊞ TV/FM Outlet  
電視及電台接收插座
- ⊞ Door Bell Push Button  
門鈴按鈕
- ⊞ Door Bell  
門鈴
- ⊞ Doorphone  
對講機

- ⊞ M.C.B. Board  
總電掣箱
- ⊞ Wall Light  
牆燈
- ⊞ Balcony/Utility Platform Light  
露台/工作平台燈
- ⊞ Downlight  
天花燈
- ⊞ Lamp Holder  
燈位

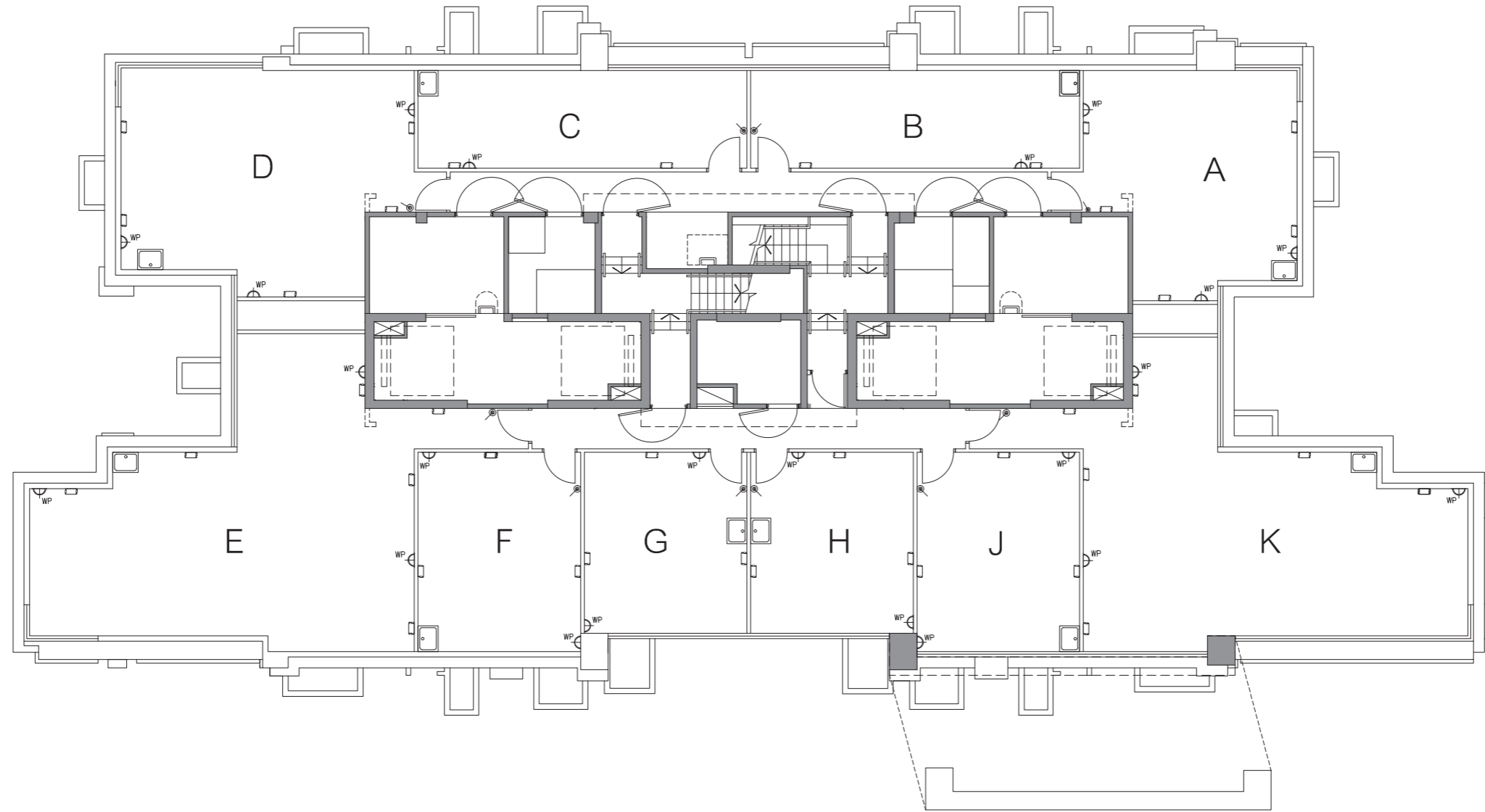
- Ceiling Light Trough  
假天花燈槽
- ⊞ Washing Machine Connection Point (Water Outlet)  
洗衣機接駁點 (去水位)
- ⊞ Washing Machine Connection Point (Water Inlet)  
洗衣機接駁點 (來水位)
- ⊞ Indoor Air-Conditioner  
室內空調機
- ⊞ Towngas Water Heater  
煤氣熱水爐
- ⊞ Towngas Meter  
煤氣錶

# Fittings, finishes and appliances

## 裝置、裝修物料及設備

### Tower 9 第九座

### Mechanical & electrical provisions plan 機電裝置平面圖



### Roof 天台

#### LEGEND 圖例

- |   |   |   |  |   |
|---|---|---|--|---|
| <ul style="list-style-type: none"> <li>● 1-Way Lighting Switch<br/>燈掣</li> <li>∨ 2-Way Lighting Switch<br/>二路燈掣</li> <li>⊞ Switch for Exhaust Fan<br/>抽氣扇開關掣</li> <li>⊞ Switch for Indoor Air-Conditioner<br/>室內空調機接線位</li> <li>⊞ Isolator for Outdoor Air-Conditioner<br/>室外空調機開關掣</li> <li>⊞ Isolator for Outdoor Air-Conditioner (Above Bay Window)<br/>室外空調機開關掣 (放置於窗台頂)</li> </ul> | <ul style="list-style-type: none"> <li>⊞ 13A Single Socket Outlet<br/>13A 單位電插座</li> <li>⊞ 13A Twin Socket Outlet<br/>13A 雙位電插座</li> <li>⊞ 13A Watertight Socket Outlet<br/>13A 單位防水電插座</li> <li>⊞ Towngas Water Heater Remote Controller<br/>煤氣熱水爐溫度控制</li> <li>⊞ Telephone Outlet<br/>電話插座</li> <li>⊞ TV/FM Outlet<br/>電視及電台接收插座</li> </ul> | <ul style="list-style-type: none"> <li>⊞ Door Bell Push Button<br/>門鈴按鈕</li> <li>⊞ Door Bell<br/>門鈴</li> <li>⊞ Doorphone<br/>對講機</li> <li>⊞ M.C.B. Board<br/>總電掣箱</li> <li>⊞ Wall Light<br/>牆燈</li> </ul> | <ul style="list-style-type: none"> <li>⊞ Balcony/Utility Platform Light<br/>露台/工作平台燈</li> <li>⊞ Downlight<br/>天花燈</li> <li>⊞ Lamp Holder<br/>燈位</li> <li>⊞ 1-Way Watertight Lighting Switch<br/>防水燈掣</li> <li>⊞ 2-Way Watertight Lighting Switch<br/>二路防水燈掣</li> </ul> | <ul style="list-style-type: none"> <li>⊞ Ceiling Light Trough<br/>假天花燈槽</li> <li>⊞ Washing Machine Connection Point (Water Outlet)<br/>洗衣機接駁點 (去水位)</li> <li>⊞ Washing Machine Connection Point (Water Inlet)<br/>洗衣機接駁點 (來水位)</li> <li>⊞ Indoor Air-Conditioner<br/>室內空調機</li> <li>⊞ Towngas Water Heater<br/>煤氣熱水爐</li> </ul> |
|---|---|---|--|---|

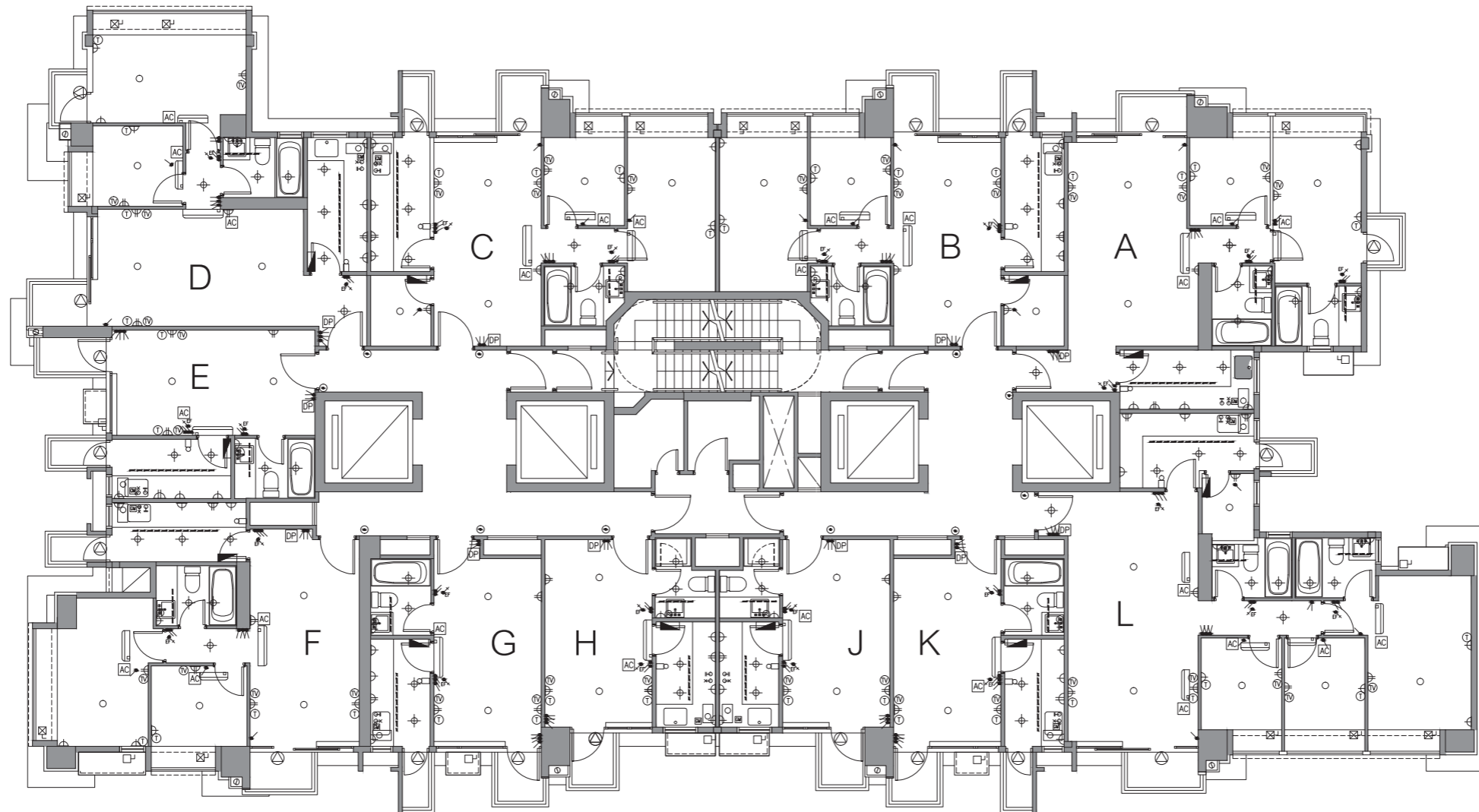
# Fittings, finishes and appliances

## 裝置、裝修物料及設備

### Tower 10 第十座

### Mechanical & electrical provisions plan

### 機電裝置平面圖



2/F 2樓

#### LEGEND 圖例

- |  |   |  |  |  |
|--|---|--|--|--|
| <ul style="list-style-type: none"> <li>● 1-Way Lighting Switch<br/>燈掣</li> <li>⚡ 2-Way Lighting Switch<br/>二路燈掣</li> <li>⚡ Switch for Exhaust Fan<br/>抽氣扇開關掣</li> <li>Ⓜ Switch for Indoor Air-Conditioner<br/>室內空調機接線位</li> <li>Ⓜ Isolator for Outdoor Air-Conditioner<br/>室外空調機開關掣</li> </ul> | <ul style="list-style-type: none"> <li>Ⓜ Isolator for Outdoor Air-Conditioner (Above Bay Window)<br/>室外空調機開關掣 (放置於窗台頂)</li> <li>Ⓜ 13A Single Socket Outlet<br/>13A 單位電插座</li> <li>Ⓜ 13A Twin Socket Outlet<br/>13A 雙位電插座</li> <li>Ⓜ 13A Watertight Socket Outlet<br/>13A 單位防水電插座</li> <li>Ⓜ Towngas Water Heater Remote Controller<br/>煤氣熱水爐溫度控制</li> </ul> | <ul style="list-style-type: none"> <li>☎ Telephone Outlet<br/>電話插座</li> <li>Ⓜ TV/FM Outlet<br/>電視及電台接收插座</li> <li>Ⓜ Door Bell Push Button<br/>門鈴按鈕</li> <li>Ⓜ Door Bell<br/>門鈴</li> <li>Ⓜ Doorphone<br/>對講機</li> </ul> | <ul style="list-style-type: none"> <li>Ⓜ M.C.B. Board<br/>總電掣箱</li> <li>Ⓜ Wall Light<br/>牆燈</li> <li>Ⓜ Balcony/Utility Platform Light<br/>露台/工作平台燈</li> <li>Ⓜ Downlight<br/>天花燈</li> <li>○ Lamp Holder<br/>燈位</li> </ul> | <ul style="list-style-type: none"> <li>----- Ceiling Light Trough<br/>假天花燈槽</li> <li>○ Washing Machine Connection Point (Water Outlet)<br/>洗衣機接駁點 (去水位)</li> <li>Ⓜ Washing Machine Connection Point (Water Inlet)<br/>洗衣機接駁點 (來水位)</li> <li>Ⓜ Indoor Air-Conditioner<br/>室內空調機</li> <li>Ⓜ Towngas Water Heater<br/>煤氣熱水爐</li> <li>Ⓜ Towngas Meter<br/>煤氣錶</li> </ul> |
|--|---|--|--|--|

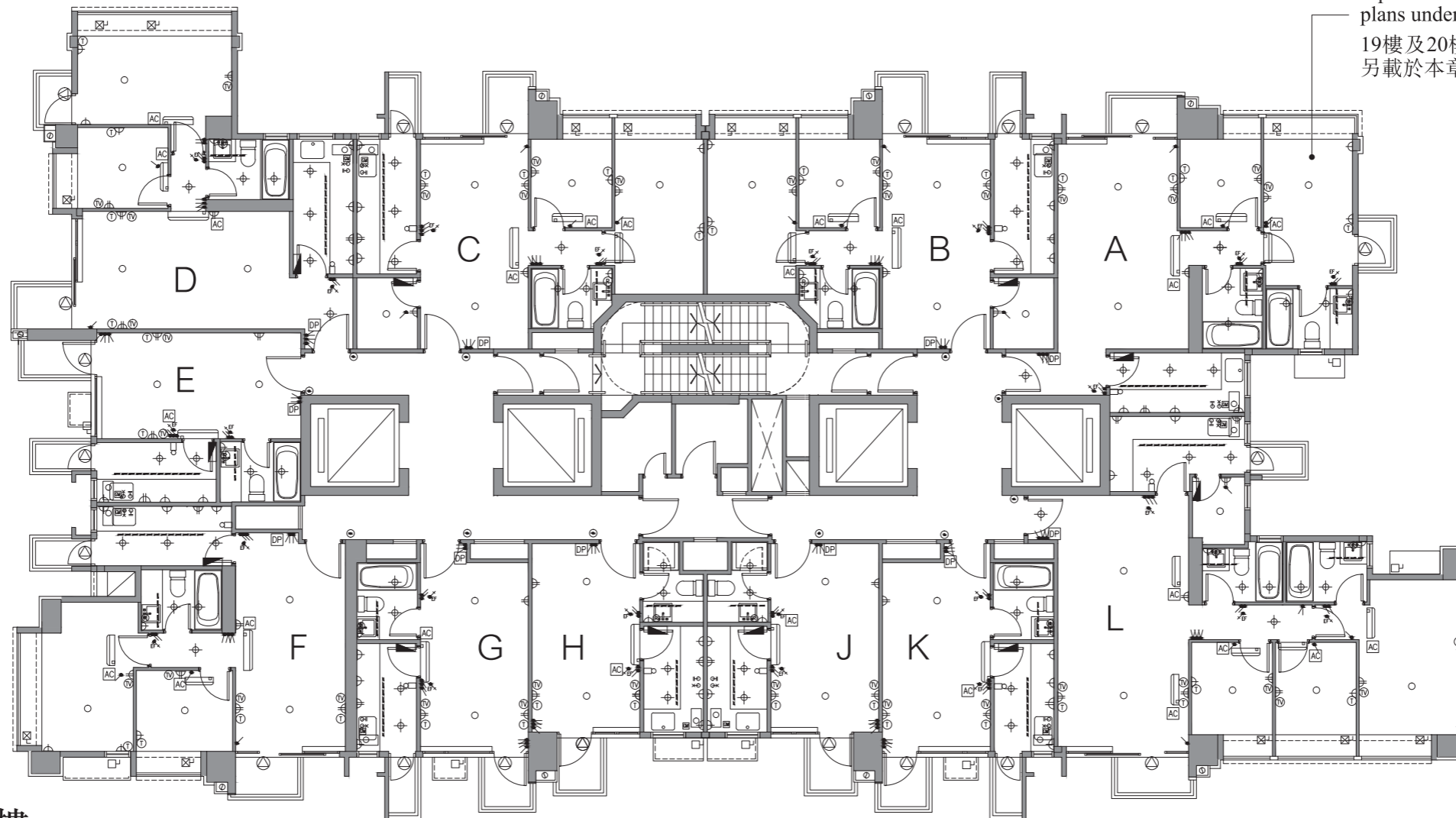


# Fittings, finishes and appliances 裝置、裝修物料及設備

## Tower 10 第十座

### Mechanical & electrical provisions plan 機電裝置平面圖

For Unit A on 19/F & 20/F, please refer to separate mechanical & electrical provisions plans under this section.  
19樓及20樓A單位之機電裝置平面圖，另載於本章節。



### 3/F-20/F 3樓-20樓

(4/F, 13/F & 14/F are omitted 不設4樓、13樓及14樓)

#### LEGEND 圖例

- |  |  |                                 |  |   |
|--|--|---------------------------------|--|---|
| ● 1-Way Lighting Switch<br>燈掣                      | ⊠ Isolator for Outdoor Air-Conditioner (Above Bay Window)<br>室外空調機開關掣 (放置於窗台頂) | Ⓣ Telephone Outlet<br>電話插座      | ■ M.C.B. Board<br>總電掣箱                       | ----- Ceiling Light Trough<br>假天花燈槽                               |
| ⚡ 2-Way Lighting Switch<br>二路燈掣                    | Ⓜ 13A Single Socket Outlet<br>13A 單位電插座  | Ⓜ TV/FM Outlet<br>電視及電台接收插座     | □ Wall Light<br>牆燈                           | ○ Washing Machine Connection Point (Water Outlet)<br>洗衣機接駁點 (去水位) |
| Ⓜ Switch for Exhaust Fan<br>抽氣扇開關掣                 | Ⓜ 13A Twin Socket Outlet<br>13A 雙位電插座  | Ⓜ Door Bell Push Button<br>門鈴按鈕 | ⊙ Balcony/Utility Platform Light<br>露台/工作平台燈 | ⊙ Washing Machine Connection Point (Water Inlet)<br>洗衣機接駁點 (來水位)  |
| Ⓜ Switch for Indoor Air-Conditioner<br>室內空調機接線位    | Ⓜ 13A Watertight Socket Outlet<br>13A 單位防水電插座                                  | Ⓜ Door Bell<br>門鈴               | ⊙ Downlight<br>天花燈                           | □ Indoor Air-Conditioner<br>室內空調機                                 |
| ⊠ Isolator for Outdoor Air-Conditioner<br>室外空調機開關掣 | Ⓜ Towngas Water Heater Remote Controller<br>煤氣熱水爐溫度控制                          | Ⓜ Doorphone<br>對講機              | ○ Lamp Holder<br>燈位                          | Ⓜ Towngas Water Heater<br>煤氣熱水爐                                   |
|  |  |                                 |  | Ⓜ Towngas Meter<br>煤氣錶  |

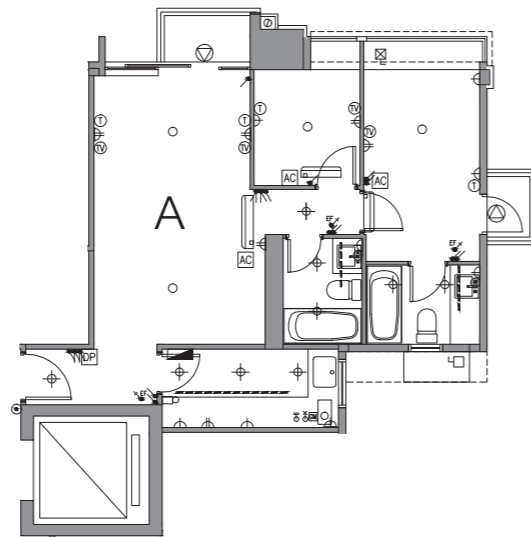
# Fittings, finishes and appliances

## 裝置、裝修物料及設備

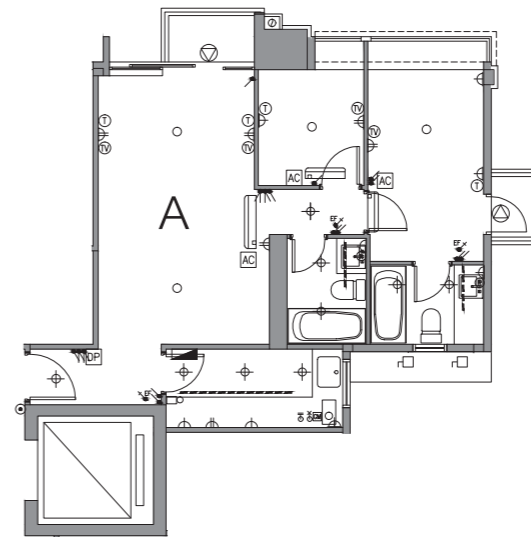
### Tower 10 第十座

### Mechanical & electrical provisions plan

#### 機電裝置平面圖



19/F Unit A Floor Plan  
19樓A單位平面圖



20/F Unit A Floor Plan  
20樓A單位平面圖

#### LEGEND 圖例

- 1-Way Lighting Switch  
燈掣
- ∨ 2-Way Lighting Switch  
二路燈掣
- ⊞ Switch for Exhaust Fan  
抽氣扇開關掣
- ⊞ Switch for Indoor Air-Conditioner  
室內空調機接線位
- ⊞ Isolator for Outdoor Air-Conditioner  
室外空調機開關掣

- ⊞ Isolator for Outdoor Air-Conditioner (Above Bay Window)  
室外空調機開關掣 (放置於窗台頂)
- ⊞ 13A Single Socket Outlet  
13A 單位電插座
- ⊞ 13A Twin Socket Outlet  
13A 雙位電插座
- ⊞ 13A Watertight Socket Outlet  
13A 單位防水電插座
- ⊞ Towngas Water Heater Remote Controller  
煤氣熱水爐溫度控制

- ⊞ Telephone Outlet  
電話插座
- ⊞ TV/FM Outlet  
電視及電台接收插座
- ⊞ Door Bell Push Button  
門鈴按鈕
- ⊞ Door Bell  
門鈴
- ⊞ Doorphone  
對講機

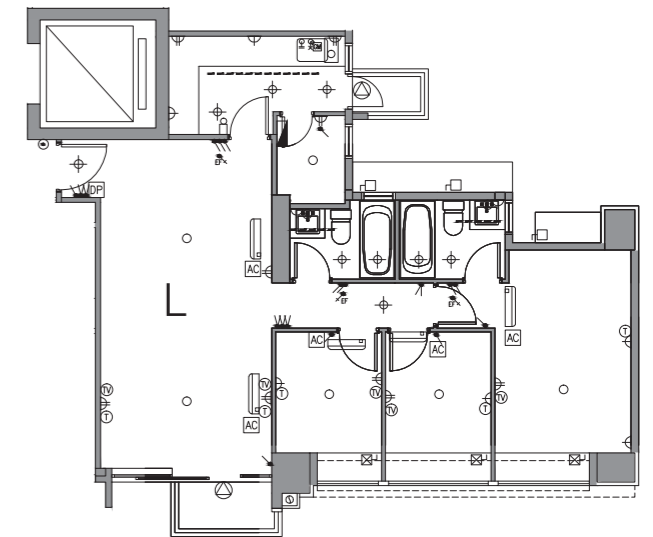
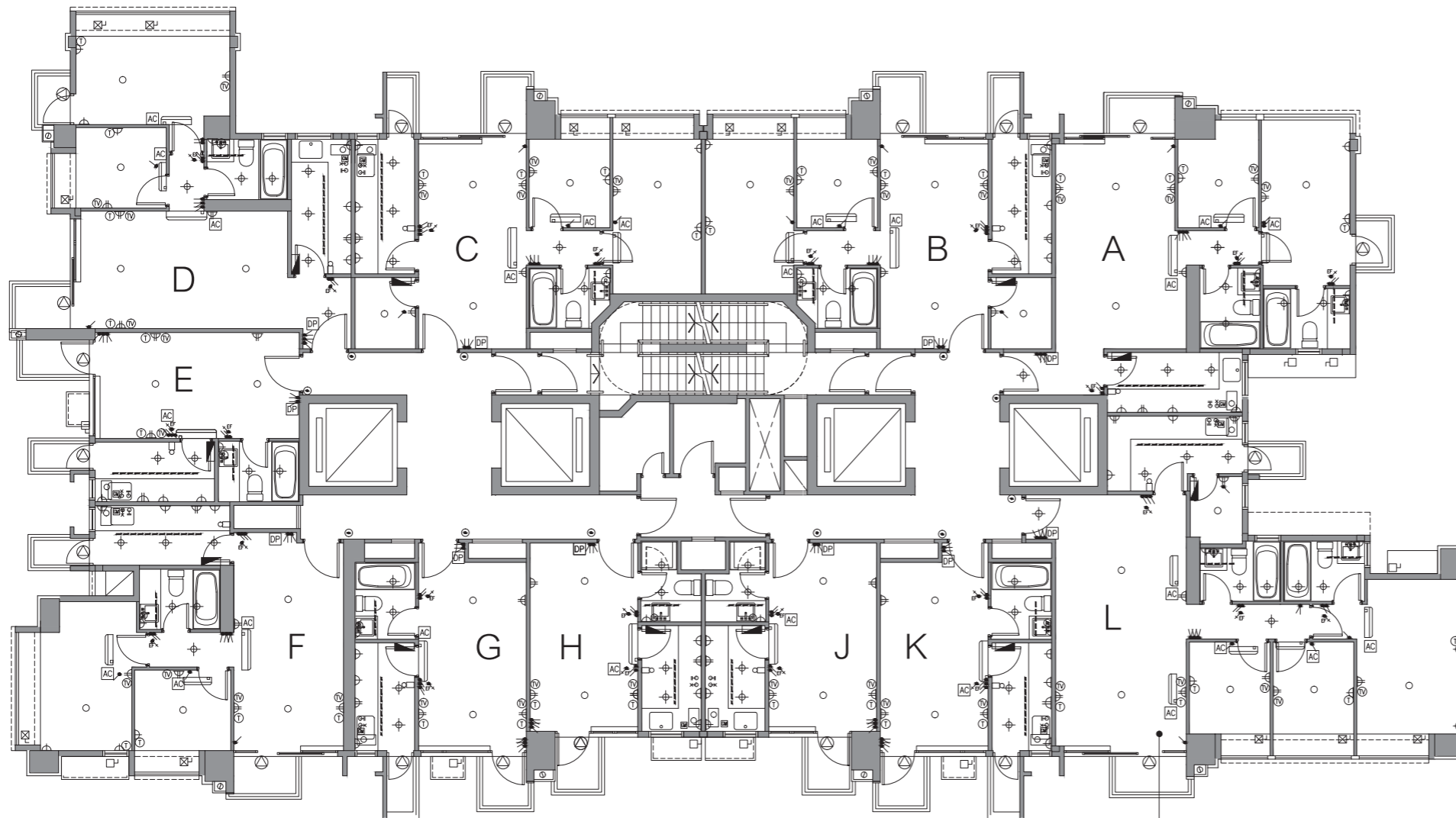
- ⊞ M.C.B. Board  
總電掣箱
- ⊞ Wall Light  
牆燈
- ⊞ Balcony/Utility Platform Light  
露台/工作平台燈
- ⊞ Downlight  
天花燈
- Lamp Holder  
燈位

- Ceiling Light Trough  
假天花燈槽
- Washing Machine Connection Point (Water Outlet)  
洗衣機接駁點 (去水位)
- Washing Machine Connection Point (Water Inlet)  
洗衣機接駁點 (來水位)
- ⊞ Indoor Air-Conditioner  
室內空調機
- ⊞ Towngas Water Heater  
煤氣熱水爐
- ⊞ Towngas Meter  
煤氣錶

# Fittings, finishes and appliances 裝置、裝修物料及設備

## Tower 10 第十座

### Mechanical & electrical provisions plan 機電裝置平面圖



22/F Unit L Floor Plan  
22樓L單位平面圖

## 21/F-22/F 21樓-22樓

For Unit L on 22/F, please refer to separate mechanical & electrical provisions plan on this page.

22樓L單位之機電裝置平面圖，另載於本頁。

### LEGEND 圖例

- 1-Way Lighting Switch  
燈掣
- ∨ 2-Way Lighting Switch  
二路燈掣
- ⊗ Switch for Exhaust Fan  
抽氣扇開關掣
- ⊞ Switch for Indoor Air-Conditioner  
室內空調機接線位
- ⊞ Isolator for Outdoor Air-Conditioner  
室外空調機開關掣

- ⊞ Isolator for Outdoor Air-Conditioner (Above Bay Window)  
室外空調機開關掣 (放置於窗台頂)
- ⊞ 13A Single Socket Outlet  
13A 單位電插座
- ⊞ 13A Twin Socket Outlet  
13A 雙位電插座
- ⊞ 13A Watertight Socket Outlet  
13A 單位防水電插座
- ⊞ Towngas Water Heater Remote Controller  
煤氣熱水爐溫度控制

- ⊞ Telephone Outlet  
電話插座
- ⊞ TV/FM Outlet  
電視及電台接收插座
- ⊞ Door Bell Push Button  
門鈴按鈕
- ⊞ Door Bell  
門鈴
- ⊞ Doorphone  
對講機

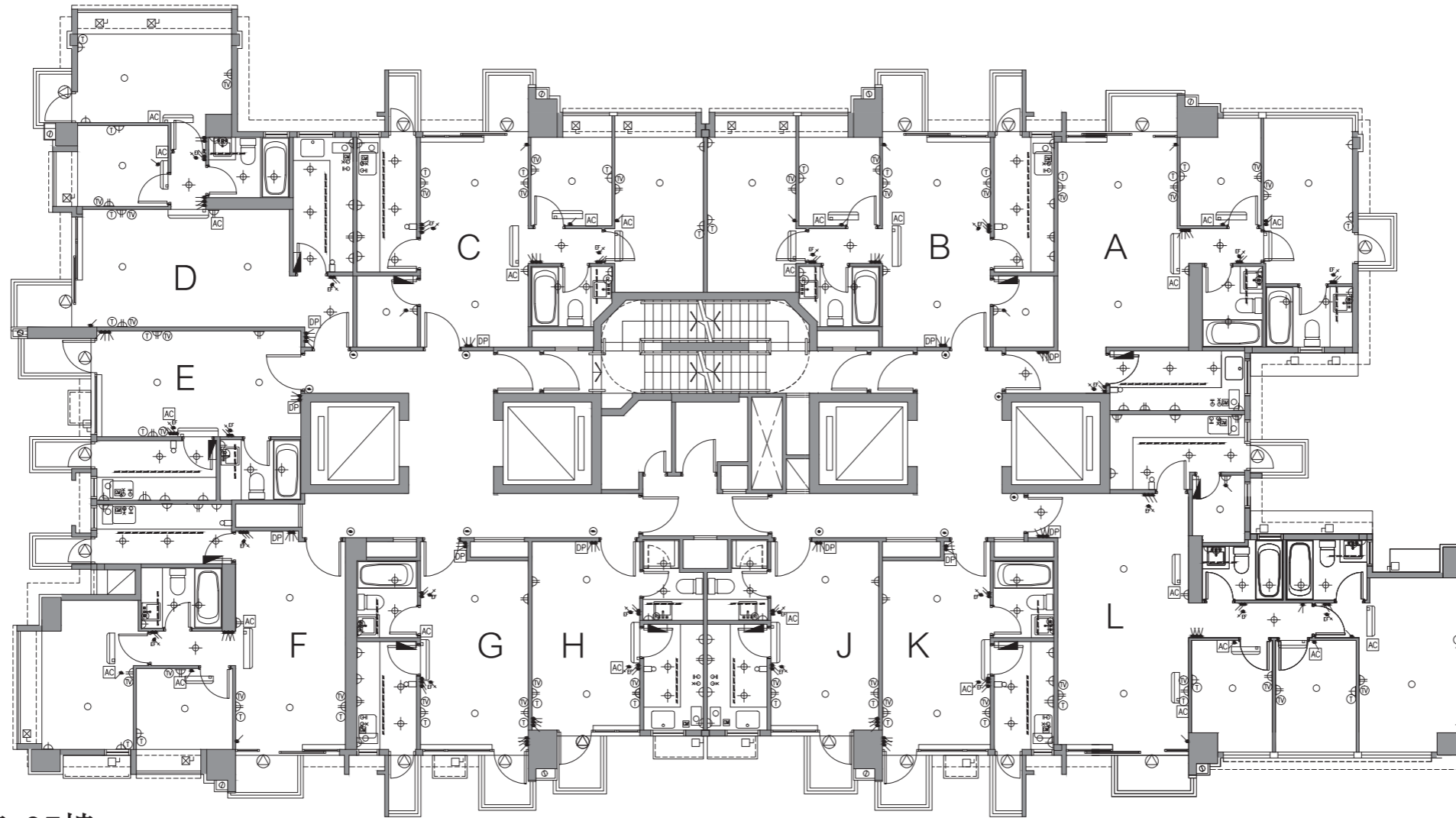
- ⊞ M.C.B. Board  
總電掣箱
- ⊞ Wall Light  
牆燈
- ⊞ Balcony/Utility Platform Light  
露台/工作平台燈
- ⊞ Downlight  
天花燈
- ⊞ Lamp Holder  
燈位

- Ceiling Light Trough  
假天花燈槽
- ⊞ Washing Machine Connection Point (Water Outlet)  
洗衣機接駁點 (去水位)
- ⊞ Washing Machine Connection Point (Water Inlet)  
洗衣機接駁點 (來水位)
- ⊞ Indoor Air-Conditioner  
室內空調機
- ⊞ Towngas Water Heater  
煤氣熱水爐
- ⊞ Towngas Meter  
煤氣錶

# Fittings, finishes and appliances 裝置、裝修物料及設備

## Tower 10 第十座

### Mechanical & electrical provisions plan 機電裝置平面圖



23/F-27/F 23樓-27樓  
(24/F is omitted 不設24樓)

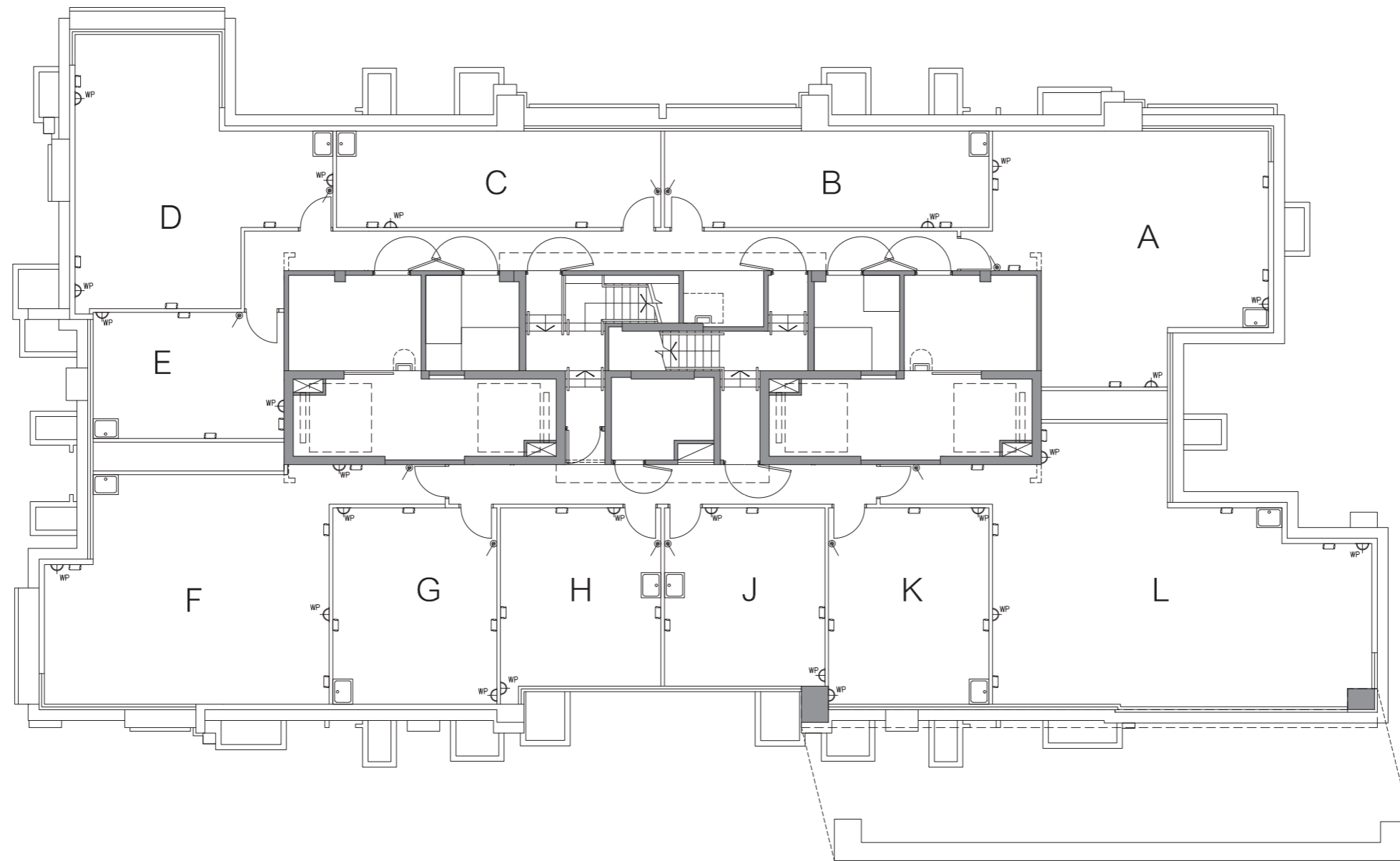
#### LEGEND 圖例

- |  |  |                                 |  |   |
|--|--|---------------------------------|--|---|
| ● 1-Way Lighting Switch<br>燈掣                      | ⊠ Isolator for Outdoor Air-Conditioner (Above Bay Window)<br>室外空調機開關掣 (放置於窗台頂) | Ⓣ Telephone Outlet<br>電話插座      | ■ M.C.B. Board<br>總電掣箱                       | ----- Ceiling Light Trough<br>假天花燈槽                               |
| ⚡ 2-Way Lighting Switch<br>二路燈掣                    | Ⓜ 13A Single Socket Outlet<br>13A 單位電插座  | Ⓜ TV/FM Outlet<br>電視及電台接收插座     | □ Wall Light<br>牆燈                           | ○ Washing Machine Connection Point (Water Outlet)<br>洗衣機接駁點 (去水位) |
| Ⓜ Switch for Exhaust Fan<br>抽氣扇開關掣                 | Ⓜ 13A Twin Socket Outlet<br>13A 雙位電插座  | Ⓜ Door Bell Push Button<br>門鈴按鈕 | ⊙ Balcony/Utility Platform Light<br>露台/工作平台燈 | ⊙ Washing Machine Connection Point (Water Inlet)<br>洗衣機接駁點 (來水位)  |
| Ⓜ Switch for Indoor Air-Conditioner<br>室內空調機接線位    | Ⓜ 13A Watertight Socket Outlet<br>13A 單位防水電插座                                  | Ⓜ Door Bell<br>門鈴               | ⊙ Downlight<br>天花燈                           | □ Indoor Air-Conditioner<br>室內空調機                                 |
| ⊠ Isolator for Outdoor Air-Conditioner<br>室外空調機開關掣 | Ⓜ Towngas Water Heater Remote Controller<br>煤氣熱水爐溫度控制                          | Ⓜ Doorphone<br>對講機              | ○ Lamp Holder<br>燈位                          | Ⓜ Towngas Water Heater<br>煤氣熱水爐                                   |
|  |  |                                 |  | Ⓜ Towngas Meter<br>煤氣錶  |

# Fittings, finishes and appliances 裝置、裝修物料及設備

## Tower 10 第十座

### Mechanical & electrical provisions plan 機電裝置平面圖



## Roof 天台

### LEGEND 圖例

<ul style="list-style-type: none"> <li>● 1-Way Lighting Switch 燈掣</li> <li>∨ 2-Way Lighting Switch 二路燈掣</li> <li>⊞ Switch for Exhaust Fan 抽氣扇開關掣</li> <li>⊞ Switch for Indoor Air-Conditioner 室內空調機接線位</li> <li>⊞ Isolator for Outdoor Air-Conditioner 室外空調機開關掣</li> <li>⊞ Isolator for Outdoor Air-Conditioner (Above Bay Window) 室外空調機開關掣 (放置於窗台頂)</li> </ul>	<ul style="list-style-type: none"> <li>⊞ 13A Single Socket Outlet 13A 單位電插座</li> <li>⊞ 13A Twin Socket Outlet 13A 雙位電插座</li> <li>⊞ 13A Watertight Socket Outlet 13A 單位防水電插座</li> <li>⊞ Towngas Water Heater Remote Controller 煤氣熱水爐溫度控制</li> <li>⊞ Telephone Outlet 電話插座</li> <li>⊞ TV/FM Outlet 電視及電台接收插座</li> </ul>	<ul style="list-style-type: none"> <li>⊞ Door Bell Push Button 門鈴按鈕</li> <li>⊞ Door Bell 門鈴</li> <li>⊞ Doorphone 對講機</li> <li>⊞ M.C.B. Board 總電掣箱</li> <li>⊞ Wall Light 牆燈</li> </ul>	<ul style="list-style-type: none"> <li>⊞ Balcony/Utility Platform Light 露台/工作平台燈</li> <li>⊞ Downlight 天花燈</li> <li>⊞ Lamp Holder 燈位</li> <li>⊞ 1-Way Watertight Lighting Switch 防水燈掣</li> <li>⊞ 2-Way Watertight Lighting Switch 二路防水燈掣</li> </ul>	<ul style="list-style-type: none"> <li>⊞ Ceiling Light Trough 假天花燈槽</li> <li>⊞ Washing Machine Connection Point (Water Outlet) 洗衣機接駁點 (去水位)</li> <li>⊞ Washing Machine Connection Point (Water Inlet) 洗衣機接駁點 (來水位)</li> <li>⊞ Indoor Air-Conditioner 室內空調機</li> <li>⊞ Towngas Water Heater 煤氣熱水爐</li> </ul>
---	---	---	--	---